

# Skyline Community Search in Multi-valued Networks

Rong-Hua Li  
Beijing Institute of Technology  
Beijing, China  
lironghuascut@gmail.com

Lu Qin  
University of Technology  
Sydney, Australia  
Lu.Qin@uts.edu.au

Fanghua Ye  
Sun Yat-Sen University  
Guangzhou, China  
smartyfh@outlook.com

Jeffrey Xu Yu  
Chinese University of Hong Kong  
Hong Kong, China  
yu@se.cuhk.edu.hk

Xiao Xiaokui\*  
National University of Singapore  
Singapore  
xkxiao@ntu.edu.sg

Nong Xiao and Zibin Zheng  
Sun Yat-Sen University  
Guangzhou, China  
xiaon6@mail.sysu.edu.cn;  
zhzibin@mail.sysu.edu.cn

## ABSTRACT

Given a scientific collaboration network, how can we find a group of collaborators with high research indicator (e.g., h-index) and diverse research interests? Given a social network, how can we identify the communities that have high influence (e.g., PageRank) and also have similar interests to a specified user? In such settings, the network can be modeled as a multi-valued network where each node has  $d$  ( $d \geq 1$ ) numerical attributes (i.e., h-index, diversity, PageRank, similarity score, etc.). In the multi-valued network, we want to find communities that are not dominated by the other communities in terms of  $d$  numerical attributes. Most existing community search algorithms either completely ignore the numerical attributes or only consider one numerical attribute of the nodes. To capture  $d$  numerical attributes, we propose a novel community model, called skyline community, based on the concepts of  $k$ -core and skyline. A skyline community is a maximal connected  $k$ -core that cannot be dominated by the other connected  $k$ -cores in the  $d$ -dimensional attribute space. We develop an elegant space-partition algorithm to efficiently compute the skyline communities. Two striking advantages of our algorithm are that (1) its time complexity relies mainly on the size of the answer  $s$  (i.e., the number of skyline communities), thus it is very efficient if  $s$  is small; and (2) it can progressively output the skyline communities, which is very useful for applications that only require part of the skyline communities. Extensive experiments on both synthetic and real-world networks demonstrate the efficiency, scalability, and effectiveness of the proposed algorithm.

## CCS CONCEPTS

• Information systems → Social networks;

## KEYWORDS

Community search;  $k$ -core; Skyline; Massive graphs

\*This work partially done while Xiao Xiaokui was with NTU.

Permission to make digital or hard copies of all or part of this work for personal or classroom use is granted without fee provided that copies are not made or distributed for profit or commercial advantage and that copies bear this notice and the full citation on the first page. Copyrights for components of this work owned by others than ACM must be honored. Abstracting with credit is permitted. To copy otherwise, or republish, to post on servers or to redistribute to lists, requires prior specific permission and/or a fee. Request permissions from [permissions@acm.org](mailto:permissions@acm.org).

SIGMOD'18, June 10-15, 2018, Houston, TX, USA

© 2018 Association for Computing Machinery.

ACM ISBN 978-1-4503-4703-7/18/06...\$15.00

<https://doi.org/10.1145/3183713.3183736>

## ACM Reference Format:

Rong-Hua Li, Lu Qin, Fanghua Ye, Jeffrey Xu Yu, Xiao Xiaokui, and Nong Xiao and Zibin Zheng. 2018. Skyline Community Search in Multi-valued Networks. In *Proceedings of 2018 International Conference on Management of Data (SIGMOD'18)*. ACM, New York, NY, USA, 17 pages. <https://doi.org/10.1145/3183713.3183736>

## 1 INTRODUCTION

Many real-world networks such as social networks consist of community structures. Discovering the communities from a network is a fundamental problem in network analysis. Recently, a query-dependent community discovery problem called community search has attracted much attention in the database community due to a large number of applications [10–13, 15, 22]. The goal of the community search problem is to find those densely-connected subgraphs in a network that satisfy the query conditions.

In many real-world applications, the nodes in a network are often associated with numerical attributes. Such numerical attributes can be obtained from the profiles of the nodes or the statistical information of the nodes computed by different network analysis methods (e.g., the degree, PageRank, influence, etc.). For example, in the Aminer scientific collaboration network ([aminer.org](http://aminer.org)), each author has several numerical attributes, including the number of published papers, h-index, activity, diversity, sociability, etc. Such network data is typically modeled as a multi-valued network where each node is associated with  $d$  ( $d \geq 1$ ) numerical attributes.

Given a multi-valued network, how can we find the communities that are not *dominated* by the other communities in terms of  $d$  numerical attributes? For instance, consider a pair of numerical attributes (h-index, diversity) in the Aminer scientific collaboration network. How can we find a group of collaborators with high h-index and diverse research interests in the Aminer network? Similarly, consider two numerical attributes (#papers, activity). How can we find a community in the Aminer network so that its members not only have a number of publications, but also they are very active in their research areas in recent years?

Most existing community search algorithms either completely ignore the numerical attributes or only consider one numerical attribute of the nodes [15], and therefore they cannot be directly used to answer these questions. A naive approach to address these questions is described as follows. First, we can compute the average value (or other linear combinations) over all  $d$  numeric attributes for each node in the multi-valued network. Then, based on the average value of each node, we apply the previous community search algorithm for one numerical attribute [15] to identify communities. This naive method, however, cannot fully capture all the interesting communities in the  $d$ -dimensional attribute space.

This is because a community with high average value in each dimension could also be *dominated* by the other communities (as confirmed in our experiments). To fully characterize all those interesting communities, we propose a novel community model called skyline community based on the concepts of  $k$ -core [20] and skyline [4]. A skyline community is a maximal connected  $k$ -core (not necessary the maximal  $k$ -core as defined in [20]) that is not dominated by the other connected  $k$ -cores in the  $d$ -dimensional attribute space (the detailed definition can be found in Section 2). Except for finding interesting communities in a scientific collaboration network, our skyline community model can also be used for many other interesting applications, two of which are introduced as follows.

**Personalized influential community search.** In an on-line social network, a user may want to discover the influential communities with similar interests. For example, in the Facebook social network, a football-fan user would like to find the influential football-fan groups, as these groups play important roles for football information dissemination in the network. In this application, we can extract two numeric attributes for each user: the influence and similarity (i.e., the similarities between the query user and the other users in the social network). By discovering the skyline communities on these numeric attributes, we can obtain the communities that are not dominated by the others in terms of both influence and similarity. Therefore, from the skyline communities, the query user can get the desired communities that are not only influential, but also have similar interests to him.

**Close social groups discovery in LBSN.** The location-based social network (LBSN) is a special social network in which each user is associated with a location. To join similar and close social groups, a user in an LBSN may wish to find the social groups such that they not only have similar interests, but they are also close to him. Similar query may also help the companies to perform marketing or promotion activities. For example, the fast food company KFC may want to identify the social groups that are not only interested in KFC's food, but they are also close to the location of KFC. In these applications, we can extract two numeric attributes for each user in the LBSN: (1) the similarity between the query and the user, and (2) the distance between the query location and the user's location. By mining the skyline communities on these numeric attributes, we are able to obtain the desired social groups.

**Contributions.** In this paper, we formulate and provide efficient solutions for discovering skyline communities in a multi-valued network. The contributions of this paper are summarized below.

**New community model.** We propose the skyline community model which can be applied to discover the communities that are not dominated by the other communities in a multi-valued network. To the best of our knowledge, the skyline community model is the first community model for multi-valued networks, and our work is also the first to introduce skyline for community modeling.

**Novel algorithms.** We first develop an efficient algorithm, called SkylineComm2D, to find all the skyline communities in the 2D case, i.e.,  $d = 2$ . The time complexity of SkylineComm2D is  $O(s(m+n))$  where  $s$  denotes the number of 2D skyline communities (i.e., the answer size), and the space complexity of SkylineComm2D is  $O(m+n+s)$ , which is linear w.r.t. the graph and answer size. To handle the high-dimensional case (i.e.,  $d \geq 3$ ), we propose a basic

algorithm and an elegant space-partition algorithm to find the skyline communities efficiently. Two striking features of the space-partition algorithm are that (1) its worst-case time complexity is dependent mainly on the answer size, thus it is very efficient when the answer size is not very large; and (2) it is able to progressively output the skyline communities during the execution of the algorithm, and therefore it is very useful for applications that only require part of the skyline communities.

**Extensive experiments.** We conduct extensive experiments over both synthetic and real-world networks to evaluate the proposed algorithms. The results show that SkylineComm2D is very efficient which takes less than 3.5 seconds to compute all the skyline communities in a real-world network with 2.5 million nodes and 7.9 million edges. The results also demonstrate the high efficiency and scalability of the space-partition algorithm. For example, in the same million-scale network, the space-partition algorithm is able to derive all the skyline communities within 500 seconds when  $d = 3$ . In addition, we conduct comprehensive case studies to evaluate the effectiveness of the proposed skyline community model. The results show that many interesting and meaningful communities can be discovered using our model that cannot be found by other methods.

## 2 PROBLEM STATEMENT

We model a graph with  $d$  numerical attributes as a multi-valued graph  $G = (V, E, X)$ , where  $V$  ( $|V| = n$ ) and  $E$  ( $|E| = m$ ) denote the set of nodes and edges respectively, and  $X$  ( $|X| = n$ ) is a set of  $d$ -dimensional vectors. In a multi-valued graph, each node  $v \in V$  is associated with a  $d$ -dimensional real-valued vector denoted by  $X_v = (x_1^v, \dots, x_d^v)$ , where  $X_v \in X$  and  $x_i^v \in \mathbb{R}$ . For convenience, we refer to the  $i$ -th dimension ( $i = 1, \dots, d$ ) as the  $x_i$  dimension. Suppose without loss of generality that on the  $x_i$  dimension,  $x_i^v$  for all  $v \in V$  form a strict total order, i.e.,  $x_i^v \neq x_i^u$  for any  $u \neq v$ . It is important to note that if this assumption does not hold, we can easily construct a strict total order by using the node identity to break ties for any  $x_i^v = x_i^u$ . The  $d$ -dimensional vector  $X_v$  represents the values of the node  $v$  w.r.t.  $d$  different numerical attributes.

Based on the multi-valued graph model, we study the community search problem in a network with numerical attributes. To model the structural cohesiveness, we use the widely-used  $k$ -core model to represent the communities [3, 10, 15, 20, 22]. Specifically, denote by  $\delta(v, G)$  the degree of node  $v$  in the multi-valued graph  $G$ . Let  $H = (V_H, E_H)$  be an induced subgraph of  $G$ , i.e.,  $V_H \subseteq V$  and  $E_H = \{(u, v) | u, v \in V_H, (u, v) \in E\}$ . A  $k$ -core  $H$  is an induced subgraph where each node  $v \in H$  has a degree at least  $k$ , i.e.,  $\delta(v, H) \geq k$ . The maximal  $k$ -core  $\tilde{H}$  is a  $k$ -core such that there is no super  $k$ -core containing  $\tilde{H}$ . For each node  $v \in V$ , the core number of  $v$  is the maximal  $k$  such that a  $k$ -core contains  $v$ . Note that the maximal  $k$ -core is not necessarily connected. To avoid confusion, we refer to a connected  $k$ -core as a  $k$ -core.

Clearly, the traditional  $k$ -core model cannot capture the  $d$ -dimensional numerical attributes of a community. Li et al. [15] recently proposed an influential community model which can capture the influence of a community. Each node in their model is associated with an influence value, and the influence of a community is defined as the minimum influence value among all the values of its members. In the context of multi-valued graph, the influential community model only works for the  $d = 1$  case, because it considers the one-dimensional

(1D) numerical attribute of a community. In this paper, we focus on the community search problem for the  $d$ -dimensional case ( $d \geq 1$ ), where each node is associated with  $d$  real values. Below, we first give a novel definition to characterize a community for the  $d$ -dimensional case ( $d > 1$ ).

**The skyline community model.** Note that it is nontrivial to generalize the existing community model for the 1D case (i.e., the influential community model) [15] to the  $d$ -dimensional case ( $d > 1$ ). The definition in [15] of the influential community model is based on the comparison of the influence values of the communities. However, unlike the 1D case, it is not easy to compare two communities because each community may have  $d$  ( $d > 1$ ) values w.r.t.  $d$  different dimensions. As a result, the influential community model cannot be directly extended to the  $d$ -dimensional case ( $d > 1$ ). To overcome this issue, we introduce the *domination* relationship between two communities, which will be used to define our skyline community model.

Let  $H = (V_H, E_H)$  be an induced subgraph of  $G$ . Following the definition of the influence value of a community in [15], we define the value of  $H$  on the  $x_i$  dimension (for  $i = 1, 2, \dots, d$ ) as

$$f_i(H) = \min_{v \in V_H} \{x_i^v\}. \quad (1)$$

Below, we briefly discuss why we use the “min” operator in Eq. (1) to define  $f_i(H)$ . The motivation of this definition is the same as that of the influential community model [15]. By using the “min” operator, we can ensure that all the members in  $H$  on the  $x_i$  dimension have a value no less than  $f_i(H)$ . That is to say, if  $f_i(H)$  is large, each node in  $H$  must have a large value on the  $x_i$  dimension. This is very useful for excluding *outliers* in  $H$  (i.e., the nodes with small values on the  $x_i$  dimension). For example, consider the case of the Aminer scientific collaboration network. Assume that the  $x_i$  dimension denotes the h-index of the authors and we want to find a group of collaborators with high h-index. Clearly, we can use the above definition of  $f_i(H)$  to measure the research impact of a group of collaborators.

**DEFINITION 1.** Let  $H = (V_H, E_H)$  and  $H' = (V_{H'}, E_{H'})$  be two communities. If  $f_i(H) \leq f_i(H')$  for all  $i = 1, \dots, d$ , and there exists  $f_i(H) < f_i(H')$  for a certain  $i$ , we call that  $H'$  dominates  $H$ , denoted by  $H \prec H'$ .

Intuitively, an interesting community in a multi-valued graph  $G$  should be a cohesive subgraph which also cannot be dominated by other communities. For example, in the Aminer network, assume that we consider two numerical attributes: h-index and diversity. In this example, we may want to find a community that is not dominated by other communities in both h-index and diversity.

Based on this intuition, we use the concepts of  $k$ -core [20] and skyline [4] to define a new community model in the multi-valued graph, called skyline community. To the best of our knowledge, we are the first to use the concept of skyline for community modeling. In our model, we make use of  $k$ -core to represent the cohesive property of a community, as it is successfully used for community search applications [10, 11, 15, 22].

**DEFINITION 2.** Given a multi-valued graph  $G = (V, E, X)$  and an integer  $k$ . A skyline community with a parameter  $k$  is an induced subgraph  $H = (V_H, E_H, X_H)$  of  $G$  such that it satisfies the following properties.

- *Cohesive property:*  $H$  is a  $k$ -core (i.e.,  $H$  is a connected  $k$ -core);
- *Skyline property:* there does not exist an induced subgraph  $H'$  of  $G$  such that  $H'$  is a  $k$ -core and  $H \prec H'$ ;

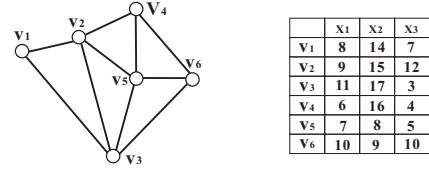


Figure 1: Running example

- *Maximal property:* there does not exist an induced subgraph  $H'$  of  $G$  such that (1)  $H'$  is a  $k$ -core, (2)  $H'$  contains  $H$ , and (3)  $f_i(H') = f_i(H)$  for all  $i = 1, \dots, d$ .

Note that without the maximal property, there could be a large number of skyline communities with the same  $f$  values on the  $d$  dimensions. The maximal property in Definition 2 ensures that a skyline community is not contained in a larger skyline community with the same  $f$  values on the  $d$  dimensions, and therefore avoid redundancy. It is worth noting that the  $k$ -core in our definition is not necessarily the maximal  $k$ -core as defined in [16, 20], and the number of  $k$ -cores could be exponentially large. The following example illustrates the definition of the skyline community.

**EXAMPLE 1.** Consider the graph shown in Fig. 1. The left panel is a graph with 6 nodes, and the right panel shows the values of these nodes in three different dimensions. Suppose for instance that  $k = 2$ . Then, by Definition 2,  $H_1 = \{v_1, v_2, v_3\}$  is a skyline community with values  $f(H_1) = (8, 14, 3)$ , because there does not exist a 2-core that can dominate it, and it is also the maximal subgraph that satisfies the cohesive and skyline properties. Similarly,  $H_2 = \{v_2, v_4, v_5, v_6\}$  is a skyline community with  $f(H_2) = (6, 8, 4)$ . The subgraph  $H_3 = \{v_4, v_5, v_6\}$  is not a skyline community, because it is contained in  $H_2 = \{v_2, v_4, v_5, v_6\}$  which has the same  $f$  values as  $H_3$ . The subgraph  $H_4 = \{v_2, v_3, v_4, v_5, v_6\}$  is also not a skyline community, as  $f(H_4) = (6, 8, 3)$  is dominated by  $H_1$  and  $H_2$ .

**Discussions.** Apart from the “min” operator used in Eq. (1), another two possible operators may be “max” and “sum”. These two operators, however, are not appropriate for skyline community modeling. The reason is that unlike the “min” operator, these two operators are *monotonic* w.r.t. the community size, i.e., a community has a larger  $f$  value than its sub-communities. As a result, the answers are always the set of maximal  $k$ -cores of the original multi-valued graph, which are independent of the numerical attributes of the nodes in the graph.

**The skyline community search problem.** Given a multi-valued graph  $G = (V, E, X)$  and an integer  $k$ , the problem is to find all the skyline communities from  $G$  with the parameter  $k$ . More formally, let  $\mathcal{H}$  be the set of all  $k$ -cores in  $G$ . We aim to compute a subset  $\mathcal{R}$  of  $\mathcal{H}$  which is defined as

$$\mathcal{R} = \{H \in \mathcal{H} \mid \neg \exists H', H'' \in \mathcal{H} : H \prec H', H \subset H'' \wedge f(H) = f(H'')\},$$

where  $H \subset H''$  denotes that  $H$  is a subgraph of  $H''$  and  $H \neq H''$ , and  $f(H) = f(H'')$  means that  $f_i(H) = f_i(H'')$  for  $i = 1, \dots, d$ .

Note that if  $d = 1$ , there is only one skyline community by Definition 2. Moreover, we can easily show that when  $d = 1$ , the skyline community search problem is equivalent to the problem of finding the top-1 influential community [15]. Therefore, if  $d = 1$ , we can use the algorithms proposed in [15] to find the skyline community efficiently. However,

when  $d > 1$ , the problem becomes much harder and the algorithms proposed in [15] cannot be used. Below, we discuss the challenges of our problem.

**Challenges.** The challenges to solve our problem are twofold. First, the number of  $k$ -cores (i.e., connected  $k$ -cores) in a multi-valued network can be exponentially large. Thus, it is intractable to enumerate all the  $k$ -cores to identify the skyline communities. Second, unlike the traditional  $d$ -dimensional skyline computation problem [4], the  $d$ -dimensional data points in our problem, which correspond to the  $k$ -cores, are not given. As a result, it is challenging to devise an efficient algorithm to detect the skyline communities without enumerating all the  $k$ -cores. In the following sections, we will develop several efficient algorithms to overcome these challenges.

### 3 ALGORITHM FOR $d = 2$

In this section, we propose an efficient algorithm to find all skyline communities in the 2D case (i.e.,  $d = 2$ ). The algorithm for the 2D case will be used as the building-block when we process the  $d > 2$  case. In the rest of this paper, we assume without loss of generality that the values of the nodes on all  $d$  dimensions are positive (i.e.,  $x_i^u > 0$  for all  $u \in V$  and  $i = 1, \dots, d$ ). For example, in the Aminer network, the numerical attributes such as h-index and the number of papers are positive. Note that if this assumption does not hold, we can revise  $x_i^u$  by  $\tilde{x}_i^u = x_i^u - \min_{v \in V} \{x_i^v\} + \epsilon > 0$  for all  $i = 1, \dots, d$  and  $u \in V$  which does not affect the correctness of all the proposed algorithms ( $\epsilon$  is a positive constant).

Recall that in the 2D case each skyline community  $H$  has two values  $(f_1(H), f_2(H))$ . If  $H = \emptyset$ , we define  $f_i(H) = 0$  for  $i = 1, 2$ . For each skyline community  $H$ , we mainly focus on devising an algorithm to compute  $(f_1(H), f_2(H))$ , because we can easily extract the community from  $G$  based on these two values.

The basic idea of our algorithm is as follows. First, we only consider the  $x_2$  dimension in graph  $G$ , and compute the maximal  $f_2$  value, denoted by  $f_2^*$ , among all the  $k$ -cores. We find a maximal  $k$ -core (denoted by  $\tilde{H}$ ) which achieves  $f_2^*$  by recursively deleting the node with the smallest  $x_2$  value until the graph contains no  $k$ -core. Note that the maximal  $k$ -core  $\tilde{H}$  may not be a skyline community. This is because  $\tilde{H}$  could be dominated by a community  $H$  which has the same  $f_2$  value, but a larger  $f_1$  value than  $\tilde{H}$ . However, such a community  $H$  must be contained in  $\tilde{H}$ , because it has the same  $f_2$  value as  $\tilde{H}$ , which is maximal over all the  $k$ -cores. Therefore, to find a skyline community, we can apply the same procedure to compute the maximal  $f_1$  value, denoted by  $f_1^*$ , over all the connected sub- $k$ -cores contained in  $\tilde{H}$ . The resulting  $k$ -core denoted by  $H_1$  must be a skyline community with values  $(f_1(H_1), f_2(H_1))$ , where  $f_1(H_1) = f_1^*$  and  $f_2(H_1) = f_2^*$ . This is because  $f_2^*$  is maximal among all the  $k$ -cores, thus no other  $k$ -core that can dominate it on the  $x_2$  dimension. On the other hand,  $f_1^*$  is maximal over all the  $k$ -cores with the same  $f_2^*$  value, thus no  $k$ -core exists that can dominate it. Since the above recursive procedure ensures that the resulting  $k$ -core is maximal, it must be a skyline community.

Using the above method, we can find one skyline community which has the maximal  $f_2$  value of all the skyline communities. The challenge is how to find the other skyline communities. We can tackle this challenge based on the following result. All the proofs in this paper can be found in the Appendix.

**LEMMA 1.** *Let  $H_1$  with values  $(f_1(H_1), f_2(H_1))$  be the skyline community that has the maximal  $f_2$  value over all the*

*skyline communities. The nodes in  $G$  whose  $x_1$  values are no larger than  $f_1(H_1)$  cannot then be contained in the other skyline communities.*

Based on Lemma 1, we can shrink the graph  $G$  by removing all the nodes whose  $x_1$  values are no larger than  $f_1(H_1)$ . We invoke the above procedure in the reduced graph to find the next skyline community  $H_2$ . It should be noted that  $H_2$  must be different from  $H_1$ , because its  $f_1$  value is larger than  $f_1(H_1)$ . We can iteratively invoke this procedure to find all the skyline communities until the reduced graph contains no  $k$ -core.

Algorithm 2 implements the above procedure. In Algorithm 2,  $\mathcal{I}$  denotes the set of constraints. Initially,  $\mathcal{I} = \{x_1 > 0, x_2 > 0\}$ , which means that no constraint is active (because  $x_i^u > 0$  for all  $u \in V$  and  $i = 1, 2$  by our assumption).  $\mathcal{F}$  denotes the set of fixed nodes. For the 2D case, there is no need to fix nodes, thus  $\mathcal{F} = \emptyset$ . However, for the  $d > 2$  case, we will use the set  $\mathcal{F}$  to maintain the fixed nodes (see Sections 4 and 5), which cannot be deleted by the algorithm. To find all the 2D skyline communities, we can invoke  $\text{SkylineComm2D}(G, \{x_1 > 0, x_2 > 0\}, \emptyset)$ . The detailed algorithm is described as follows.

First, Algorithm 2 invokes Algorithm 1 to calculate the maximal  $f_2$  over all the skyline communities (line 1). Specifically, Algorithm 1 first deletes all the invalid nodes (i.e., shrinks the graph, line 1 in Algorithm 1), and then computes the maximal  $k$ -core  $H$  (line 2 in Algorithm 1). The algorithm then recursively deletes the node with the smallest  $x_2$  value until  $H = \emptyset$  (lines 6-12 in Algorithm 1). The algorithm returns the maximal  $f_2$  value over all the  $k$ -cores subject to the constraints  $\mathcal{I}$ .

After determining  $f_2$ , Algorithm 2 iteratively computes the skyline communities in lines 2-5. In line 3, Algorithm 2 first refines  $\mathcal{I}$  by the constraint  $x_2 \geq f_2$ . Here we use a notation  $\tilde{\cap}$  to denote the refinement operator. In particular, if  $\mathcal{I} = \{x_1 > 0, x_2 > 0\}$ , then  $\tilde{\mathcal{I}} = \mathcal{I} \tilde{\cap} \{x_2 \geq f_2\} = \{x_1 > 0, x_2 \geq f_2\}$ , because the constraint  $x_2 > 0$  in  $\mathcal{I}$  is refined by  $x_2 \geq f_2$ . Then, Algorithm 2 calls Algorithm 1 with the refined constraints  $\tilde{\mathcal{I}}$  to calculate the maximal  $f_1$  value (line 3). It should be noted that in Algorithm 1, the constraint  $x_2 \geq f_2$  ensures that all the nodes with  $x_2$  values smaller than  $f_2$  are deleted. Therefore, the obtained  $f_1$  value in line 3 (Algorithm 2) is the maximal  $f_1$  value over all the  $k$ -cores with the same  $f_2$  value. By definition, there is a skyline community that has values  $(f_1, f_2)$ . In line 4, the algorithm adds  $(f_1, f_2)$  into the answer set. Subsequently, in line 5, the algorithm refines the constraint by  $(x_1 > f_1)$ , because nodes with  $x_1$  values no larger than  $f_1$  cannot be included in the undiscovered skyline communities (see Lemma 1). Then, the algorithm calculates the maximal  $f_2$  value subject to the refined constraints  $\tilde{\mathcal{I}}$ . After obtaining  $f_2$ , the algorithm iteratively applies the same procedure to compute the next skyline community. The algorithm terminates when  $f_2 = 0$ , which means that no  $k$ -core exist that satisfies the refined constraints. The correctness of Algorithm 2 is shown in the following theorem.

**THEOREM 1.** *Algorithm 2 correctly computes all the 2D skyline communities.*

We analyze the time and space complexity of Algorithm 2 in the following theorem.

**THEOREM 2.** *Let  $s$  be the number of skyline communities in  $G$ . Then, the worst case time and space complexity of Algorithm 2 is  $O(s(m+n))$  and  $O(m+n+s)$  respectively.*

**Algorithm 1** DimMax( $G, \mathcal{I}, \mathcal{F}, d$ )

---

**Input:** A multi-valued graph  $G$ , constraints  $\mathcal{I}$ , fixed nodes set  $\mathcal{F}$ ,  $d$ .  
**Output:** The maximal value on the  $d$ -th dimension.

- 1:  $G \leftarrow$  delete all the nodes in  $G$  that violate the constraints  $\mathcal{I}$ ;
- 2:  $H \leftarrow$  compute the maximal  $k$ -core in  $G$ ;
- 3: **if**  $\mathcal{F} \neq \emptyset$  **then**
- 4:    $H \leftarrow$  the maximal  $k$ -core in  $H$  that contains  $\mathcal{F}$ ;
- 5: Compute  $f_d(H)$  based on Eq. (1);
- 6:  $f_d \leftarrow f_d(H)$ ;  $visit(u) \leftarrow 0$  for all  $u \in H$ ;
- 7: **while**  $H \neq \emptyset$  **do**
- 8:   Let  $u \in H$  be the smallest-value node on the  $x_d$  dimension;
- 9:    $flag \leftarrow 1$ ;  $flag \leftarrow$  DFS( $u$ );
- 10:   **if**  $flag = 0$  **then break**;
- 11:   **if**  $\mathcal{F} \neq \emptyset$  **then**
- 12:      $H \leftarrow$  the maximal  $k$ -core in  $H$  that contains  $\mathcal{F}$ ;
- 13:      $f_d \leftarrow \max\{f_d, f_d(H)\}$ ;
- 14: **return**  $f_d$ ;
- 15: **Procedure** DFS ( $u$ )
- 16: **if**  $u \in \mathcal{F}$  **then return** 0; {// the fixed node cannot be deleted}
- 17:  $visit(u) \leftarrow 1$ ;
- 18: Let  $N(u, H)$  be the neighborhood of  $u$  in  $H$ ;
- 19: Let  $\delta(u, H)$  be the degree of  $u$  in  $H$ ;
- 20: **for all**  $v \in N(u, H)$  **and**  $visit(v) = 0$  **do**
- 21:    $\delta(v, H) \leftarrow \delta(v, H) - 1$ ;
- 22:   **if**  $\delta(v, H) < k$  **then** DFS( $v$ );
- 23: Delete  $u$  from  $H$ ;
- 24: **return** 1;

---

**Algorithm 2** SkylineComm2D( $G, \mathcal{I}, \mathcal{F}$ )

---

**Input:** A multi-valued graph  $G$ , constraints  $\mathcal{I}$ , fixed nodes set  $\mathcal{F}$ .  
**Output:** Skyline Communities in  $G$ .

- 1:  $f_2 \leftarrow$  DimMax( $G, \mathcal{I}, \mathcal{F}, 2$ );  $\mathcal{R} \leftarrow \emptyset$ ;
- 2: **while**  $f_2 > 0$  **do**
- 3:    $\tilde{\mathcal{I}} \leftarrow \mathcal{I} \cap \{x_2 \geq f_2\}$ ;  $f_1 \leftarrow$  DimMax( $G, \tilde{\mathcal{I}}, \mathcal{F}, 1$ );
- 4:    $\mathcal{R} \leftarrow \mathcal{R} \cup \{(f_1, f_2)\}$ ;
- 5:    $\tilde{\mathcal{I}} \leftarrow \mathcal{I} \cap \{x_1 > f_1\}$ ;  $f_2 \leftarrow$  DimMax( $G, \tilde{\mathcal{I}}, \mathcal{F}, 2$ );
- 6: **return**  $\mathcal{R}$ ;

---

Note that in the 2D case, the total number of skyline communities  $s$  is bounded by  $n$ , because the number of  $f_2$  values of the skyline communities is bounded by  $n$ . Thus, the time and space complexity of Algorithm 2 is also bounded by  $O(n(m+n))$  and  $O(m+n)$  respectively. In our experiments, we will show that  $s$  is typically very small, thus our algorithm is very efficient in practice.

**4 THE BASIC ALGORITHM FOR  $d \geq 3$** 

Recall that Algorithm 2 can iteratively compute all the 2D skyline communities once it has found the *first* skyline community. To find the *first* skyline community, Algorithm 2 computes the maximal  $f_2$  value, and applies a similar procedure to determine the  $f_1$  value. Unfortunately, this idea does not work in the case of  $d \geq 3$ . This is because for the  $d \geq 3$  case, we do not know how to determine the remaining values ( $f_1$  and  $f_2$ ) of a skyline community after computing the maximal  $f_3$  value. Furthermore, even if we can find the *first* skyline community for the  $d \geq 3$  case, it is still quite non-trivial to find all the remaining skyline communities. Below, we develop a basic algorithm to tackle these challenges based on an in-depth analysis of the skyline community model. For convenience, we first devise a basic algorithm to handle the 3D case (i.e.,  $d = 3$ ), and then we extend this algorithm to handle the  $d > 3$  case.

**4.1 Handling the  $d = 3$  case**

**The dimension reduction idea.** Our algorithm is based on a *dimension reduction* idea which involves three steps. First, we derive all the possible  $f_3$  values that the skyline communities may have on the  $x_3$  dimension. Second, for each possible  $f_3$  value, denoted by  $f_3^*$ , we find all the 2D skyline communities on the  $x_1$  and  $x_2$  dimensions such that the  $f_3$

values of these skyline communities equal  $f_3^*$ . Here we refer to a skyline community based on the  $x_1$  and  $x_2$  dimensions as a 2D skyline community, and all those based on three dimensions as 3D skyline communities. Finally, we merge the resulting skyline communities for all possible  $f_3$  values, and invoke a traditional skyline algorithm [4, 14] to determine all the 3D skyline communities.

Let  $F_3$  be the set of all the possible  $f_3$  values. For the first step, a naive solution is to set  $F_3$  to be the set of all the  $x_3$  values of the nodes in  $G$ , because the  $f_3$  values of all the skyline communities must take from the set of all the  $x_3$  values of nodes. The second step can be implemented as follows. We remove all the nodes whose  $x_3$  values are smaller than  $f_3^*$ , and fix the node  $u$  with  $x_3^u = f_3^*$  (a fixed node denotes that the node cannot be deleted by the algorithm). Note that only one node  $u$  with  $x_3^u = f_3^*$  can be fixed, because all the  $x_3$  values form a total order by our assumption. We invoke SkylineComm2D with constraint  $\mathcal{I} = \{x_3 \geq f_3^*\}$  and fixed-point set  $\mathcal{F} = \{u\}$  to compute the 2D skyline communities on the  $x_1$  and  $x_2$  dimensions. It can be easily shown that the resulting communities are 2D skyline communities (on the  $x_1$  and  $x_2$  dimensions) with  $f_3$  values equaling  $f_3^*$ .

**An improved implementation.** The naive implementation is inefficient because it needs to invoke the SkylineComm2D algorithm  $|F_3| = n$  times. Here we propose an improved implementation based on an interesting connection between our problem and the influential community search problem [15].

Recall that the influential community model is tailored to the network with only one numerical attribute [15]. In a multi-valued network with  $d$  numerical attributes, the influential community can be defined on each dimension  $x_i$  ( $i = 1, \dots, d$ ). Specifically, on the  $x_i$  dimension, a community  $H$  is called an influential community [15] if (1) it is a connected  $k$ -core (i.e.,  $k$ -core), and (2) there does not exist a  $k$ -core  $H'$  such that  $H'$  contains  $H$  and  $f_i(H') = f_i(H)$  (see Eq. (1)). Let  $T_i$  be the set of values of all the influential communities defined on the  $x_i$  dimension.  $T_i$  can be computed using the influential community search algorithm described in Algorithm 3 [15]. In particular, Algorithm 3 iteratively deletes the smallest-value node on the  $x_i$  dimension, and records the  $f_i$  values of the current maximal  $k$ -core which corresponds to the value of an influential community [15].

Note that both the skyline communities and influential communities are  $k$ -cores satisfying a *maximal* property; and both the  $f_i$  values of the skyline communities and the values of the influential communities on the  $x_i$  dimension (i.e.,  $T_i$ ) are defined by the “min” operator (Eq. (1)). Intuitively, the  $f_i$  values of the skyline communities should be contained in  $T_i$  because  $T_i$  consists of all the possible values of the *maximal*  $k$ -cores defined by the “min” operator. Indeed, Lemma 2 shows that the  $f_i$  values of the skyline communities must be taken from  $T_i$ .

**LEMMA 2.** *For each dimension  $x_i$  ( $i = 1, \dots, d$ ), the  $f_i$  values of all the skyline communities are contained in the set  $T_i$  which is computed by Algorithm 3.*

Based on Lemma 2, we can set  $F_3 = T_3$  in our algorithm. Since  $|T_3| \leq n$  and can be substantially smaller than  $n$  in practice [15], this improved implementation is much more efficient than the naive implementation.

Our algorithm is depicted in Algorithm 4. In line 1, we compute  $F_3$  by invoking Algorithm 3 based on the  $x_3$  dimension. In lines 2-7, we calculate the 2D skyline communities for each  $f_3 \in F_3$ . The algorithm first fixes the node  $u$  that

**Algorithm 3** [15]InfComm( $G, d$ )

---

**Input:** A multi-valued graph  $G, d$ .  
**Output:** All the  $f_d$  values.  
1:  $H \leftarrow$  the maximal  $k$ -core of  $G$ ;  $T_d \leftarrow \emptyset$ ;  
2: **while**  $H \neq \emptyset$  **do**  
3:   Let  $\tilde{H}$  be the maximal connected component of  $H$  with smallest  $f_d$  value, denoted by  $f_d^*$ ;  
4:    $T_d \leftarrow T_d \cup \{f_d^*\}$ ; Let  $u \in \tilde{H}$  be the node that  $x_d^u = f_d^*$ ;  
5:   InfCommDFS( $u$ );  
6: **return**  $T_d$ ;  
7: **Procedure** InfCommDFS( $u$ )  
8: **for all**  $v \in N(u, H)$  **do**  
9:   Delete edge  $(u, v)$  from  $H$ ;  
10:   **if**  $\delta(v, H) < k$  **then** InfCommDFS( $v$ );  
11:   Delete node  $u$  from  $H$ ;

---

**Algorithm 4** Basic3D( $G, \mathcal{I}, \mathcal{F}$ )

---

**Input:** A multi-valued graph  $G$ , constraints  $\mathcal{I}$ , fixed nodes set  $\mathcal{F}$ .  
**Output:** Skyline Communities in  $G$ .  
1:  $F_3 \leftarrow$  InfComm( $G, 3$ );  $\mathcal{R} \leftarrow \emptyset$ ;  
2: **for all**  $f_3 \in F_3$  **do**  
3:   Let  $u$  be the node that  $x_3^u = f_3$ ;  $\tilde{\mathcal{F}} \leftarrow \mathcal{F} \cup \{u\}$ ;  
4:    $\tilde{\mathcal{I}} \leftarrow \mathcal{I} \hat{\cap} \{x_3 \geq f_3\}$ ;  
5:    $\mathcal{T} \leftarrow$  SkylineComm2D( $G, \tilde{\mathcal{I}}, \tilde{\mathcal{F}}$ ); *// Compute skyline communities based on the first two dimensions.*  
6:   **for all**  $(f_1, f_2) \in \mathcal{T}$  **do**  
7:      $\mathcal{R} \leftarrow \mathcal{R} \cup \{f_1, f_2, f_3\}$ ;  
8: **return** Skyline( $\mathcal{R}$ );

---

**Algorithm 5** BasicHighD( $G, \mathcal{I}, \mathcal{F}, d$ )

---

**Input:** A multi-valued graph  $G$ , constraints  $\mathcal{I}$ , fixed nodes set  $\mathcal{F}$ .  
**Output:** Skyline Communities in  $G$ .  
1: **if**  $d = 3$  **then return** Basic3D( $G, \mathcal{I}, \mathcal{F}$ );  
2:  $F_d \leftarrow$  InfComm( $G, d$ );  $\mathcal{R} \leftarrow \emptyset$ ;  
3: **for all**  $f_d \in F_d$  **do**  
4:   Let  $u$  be the node with  $x_d^u = f_d$ ;  $\tilde{\mathcal{F}} \leftarrow \mathcal{F} \cup \{u\}$ ;  
5:    $\tilde{\mathcal{I}} \leftarrow \mathcal{I} \hat{\cap} \{x_d \geq f_d\}$ ;  
6:    $\mathcal{T} \leftarrow$  BasicHighD( $G, \tilde{\mathcal{I}}, \tilde{\mathcal{F}}, d-1$ );  
7:   **for all**  $(f_1, \dots, f_{d-1}) \in \mathcal{T}$  **do**  
8:      $\mathcal{R} \leftarrow \mathcal{R} \cup \{f_1, \dots, f_{d-1}, f_d\}$ ;  
9: **return** Skyline( $\mathcal{R}$ );

---

$x_3^u = f_3$  (line 3), because the node  $u$  must be contained in all the 2D skyline communities whose values on the  $x_3$  dimension are equal to  $f_3$ . In line 4, the algorithm refines the constraint  $\mathcal{I}$  by  $\{x_3 \geq f_3\}$  which indicates that the nodes whose  $x_3$  values are smaller than  $f_3$  will be removed. The algorithm then invokes Algorithm 2 to compute the 2D skyline communities based on the  $x_1$  and  $x_2$  dimensions (line 5). Lastly, the algorithm combines the results (lines 6-7), and applies a traditional skyline algorithm to determine all the 3D skyline communities (line 8).

We analyze the correctness and complexity of Algorithm 4 in Theorem 3.

**THEOREM 3.** *Algorithm 4 correctly finds all the 3D skyline communities, and the worst-case time and space complexity of Algorithm 4 is  $O(n^2(m+n))$  and  $O(n^2)$  respectively.*

**4.2 Handling the  $d > 3$  case**

We generalize Algorithm 4 to handle the  $d > 3$  case in Algorithm 5. The general procedure is very similar to Algorithm 4. The main difference is that the algorithm recursively invokes itself with a parameter  $d-1$  to compute the  $(d-1)$ -dimensional skyline communities (line 6). The recursive procedure terminates when  $d = 3$  (line 1), because we invoke Algorithm 4 to compute the 3D skyline communities. The correctness analysis of Algorithm 5 is also similar to that of Algorithm 4, thus we omit the details for brevity. Below, we analyze the complexity of Algorithm 5.

**THEOREM 4.** *For  $d \geq 3$ , the worst-case time and space complexity of Algorithm 5 is  $O(n^{d-1}(m+n+(d-1)\log^{d-3}n))$  and  $O(n^{d-1})$  respectively.*

Note that the above complexity is the worst-case complexity. In practice, since the number of skyline communities in the  $d$ -dimensional space is much smaller than  $O(n^{d-1})$  and also  $d$  is very small (e.g.,  $d \leq 5$ ), our basic algorithm works for many real-world networks as shown in the experiments.

**4.3 A pruning rule**

We present a simple but efficient pruning rule to speed up the basic algorithms. When we fix the node  $u$  with  $x_d^u = f_d$  in both Algorithm 4 (line 3) and Algorithm 5 (line 4), we can use the  $d$ -dimensional values of node  $u$  for pruning, i.e.,  $X_u = \{x_1^u, \dots, x_d^u\}$ . Since all the  $(d-1)$ -dimensional skyline communities computed by fixing  $u$  must contain  $u$ , the values of  $u$  form an upper bound of all those skyline communities. Therefore, when fixing  $u$ , we first check whether  $u$  is dominated by the already computed skyline communities. If this is the case, we do not need to recursively invoke the algorithm to compute the  $(d-1)$ -dimensional skyline communities (line 5 in Algorithm 4 and line 6 in Algorithm 5), because those communities are definitely dominated by the already computed skyline communities. Using this pruning rule, we can save a number of recursive calls in the basic algorithms. To implement this pruning rule, we first sort the set  $F_d$  in a decreasing order, and then compute the skyline communities for each  $f_d \in F_d$  following this order. When we fix  $u$  (line 3 in Algorithm 4 and line 4 in Algorithm 5), we check whether  $(x_1^u, \dots, x_{d-1}^u)$  is dominated by the already computed  $(d-1)$ -dimensional skyline communities. If this is the case,  $u$  is dominated because the  $f_d$  values of all the already computed  $(d-1)$ -dimensional skyline communities are larger than  $x_d^u$ , and thus there is no need to recursively invoke the algorithm to calculate the  $(d-1)$ -dimensional skyline communities with fixed  $u$ .

**5 THE SPACE-PARTITION METHOD**

Although the pruning rule significantly accelerates the basic algorithm, it is still inefficient for the  $d > 3$  case because it needs to compute a large number of invalid skyline communities. In this section, we propose a more efficient algorithm based on a novel space-partition idea. The worst-case time complexity of our new algorithm relies mainly on the number of skyline communities, i.e., the answer size, thus it is very efficient if the answer size is not very large. Unlike the basic algorithm, the new algorithm outputs the skyline communities progressively, and no invalid skyline community is generated. This progressive feature is very useful when the applications only need to compute part of the skyline communities. Below, we first consider the  $d = 3$  case, and then we extend our algorithm to handle the  $d > 3$  case.

**5.1 Handling the  $d = 3$  case**

**The key idea.** The basic idea of our new algorithm is that we compute the skyline communities following the decreasing order of the  $f_3$  values of the 3D skyline communities. In other words, we first compute the set of 3D skyline communities that have the largest  $f_3$  value, and then calculate the 3D skyline communities having the second-largest  $f_3$  value, etc. The challenge is how to implement this procedure without computing invalid skyline communities. Our solution is detailed as follows.

Let  $\mathcal{H}$  be the set of 3D skyline communities that have the maximum  $f_3$  value.  $\mathcal{H}$  can be easily computed by the following procedure. First, we invoke the DimMax algorithm



(Algorithm 1) with constraint  $\mathcal{I} = \{x_1 > 0, x_2 > 0\}$  to derive the largest  $f_3$  value in  $G$ , denoted by  $f_3^*$ . Then, we fix the node  $u$  with  $x_3^u = f_3^*$  and invoke `SkylineComm2D` with constraint  $\mathcal{I} = \{x_1 > 0, x_2 > 0\}$  and fixed-point set  $\mathcal{F} = \{u\}$  to compute the 2D skyline communities on the  $x_1$  and  $x_2$  dimensions. Clearly, all the resulting communities are valid 3D skyline communities having the largest  $f_3$  value.

Since  $f_3^*$  is maximum, the  $f_3$  values of the remaining 3D skyline communities in  $G$  must be smaller than  $f_3^*$ . Hence, the  $(f_1, f_2)$  values of the remaining 3D skyline communities cannot be dominated by those of the skyline communities in  $\mathcal{H}$ . By the skyline property, all the  $(f_1, f_2)$  values of the 3D skyline communities in  $\mathcal{H}$  form a *staircase-like shape* in the 2D space. For ease of understanding, we use an example shown in Fig. 2(a) to illustrate our idea. In this example, we have three 3D skyline communities in  $\mathcal{H} = \{H_1, H_2, H_3\}$ , and the label ‘\*’ denotes the 3D skyline communities on the  $x_1$  and  $x_2$  dimensions. Clearly, the space below the staircase-like shape is dominated by the skyline communities in  $\mathcal{H}$  which can be safely pruned. The  $(f_1, f_2)$  values of the remaining 3D skyline communities must be located on the top of the staircase-like shape.

Obviously, the maximum  $f_3$  value of the remaining 3D skyline communities is the second-largest  $f_3$  value over all the 3D skyline communities. However, it is challenging to derive the maximum  $f_3$  value of the remaining 3D skyline communities. This is because (1) the  $(f_1, f_2)$  values of the remaining 3D skyline communities are located on the top of the staircase-like shape which forms an irregular 2D space (see Fig. 2(a)), and (2) we cannot directly apply `DimMax` to compute the maximum  $f_3$  value given that the  $(f_1, f_2)$  values are located in such an irregular 2D space.

To overcome this challenge, we propose a space-partition approach. The key step of our approach is to partition the *irregular* 2D space (the 2D space on the top of the staircase-like shape) into several overlapped *regular* 2D subspaces, in which the maximum  $f_3$  value can be computed by `DimMax`. Formally, the regular 2D space is defined as follows.

**DEFINITION 3.** Given two dimensions  $x_1$  and  $x_2$ , a 2D space is called a *regular 2D space* if and only if it can be represented by a pair of constraints  $(x_1 > f_1, x_2 > f_2)$ , where  $(f_1, f_2)$  is a 2D point.

Note that the above definition of the regular 2D space can be directly extended to the high-dimensional case. Again, we use the example shown in Fig. 2 to illustrate the space-partition idea. In this example, the *irregular* 2D space in Fig. 2(a) is divided into four overlapped regular subspaces as shown in Fig. 2(b) where each 2D point  $C_i$  corresponds to a regular subspace.

For a regular 2D space represented by  $(x_1 > f_1, x_2 > f_2)$ , we can compute the maximum  $f_3$  value in that space by invoking `DimMax` with constraint  $\mathcal{I} = \{x_1 > f_1, x_2 > f_2\}$ . As a result, we are able to derive the maximum  $f_3$  value in the *irregular* 2D space, denoted by  $\tilde{f}_3^*$ , using such a space-partition method. Furthermore, we can also identify the regular 2D subspaces in which the maximum  $f_3$  value achieves  $\tilde{f}_3^*$ . After obtaining  $\tilde{f}_3^*$  and the corresponding regular 2D subspaces, the `SkylineComm2D` algorithm can be used to compute the 2D skyline communities in that regular 2D subspace. We claim that the computed 2D skyline communities are also the 3D skyline communities. The reasons are as follows. First, the  $(f_1, f_2)$  values of these 2D skyline communities cannot be dominated by the previously computed skyline communities (i.e.,  $\mathcal{H}$ ), because they are located on the top of the staircase-like shape formed by the already computed

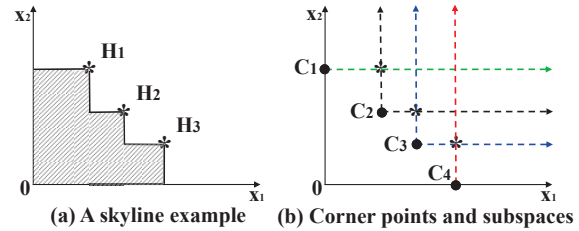


Figure 2: Illustration of the space-partition idea

**Algorithm 6** The Space-Partition Framework

```

1: Let  $P$  be the initial 2D space represented by  $(x_1 > 0, x_2 > 0)$ ;
2:  $\mathcal{R} \leftarrow \emptyset$ ;
3: while  $P \neq \emptyset$  do
4:    $\mathcal{S} \leftarrow$  partition  $P$  into a set of overlapped regular subspaces;
5:    $(f_3^*, \mathcal{T}) \leftarrow$  identify the largest  $f_3$  value ( $f_3^*$ ) and the corresponding
     regular subspaces ( $\mathcal{T}$ ) in  $\mathcal{S}$  by the DimMax algorithm;
6:    $\mathcal{H} \leftarrow$  compute the set of 2D skyline communities in  $\mathcal{T}$  by
     SkylineComm2D;
7:    $\mathcal{R} \leftarrow \mathcal{R} \cup \mathcal{H}$ ;
8:    $P \leftarrow$  prune the 2D space dominated by  $\mathcal{H}$  in  $P$ ;
9: return  $\mathcal{R}$ ;

```

3D skyline communities (based on the  $x_1$  and  $x_2$  dimensions). Second, since our algorithm computes the 3D skyline communities following the decreasing order of the  $f_3$  values, the  $f_3$  values of the undiscovered 3D skyline communities must be smaller than  $f_3^*$ . As a result, all the computed 2D skyline communities are valid 3D skyline communities. Once we obtain a set of new 3D skyline communities, we can iteratively use the same space-partition method to compute the remaining 3D skyline communities. The general framework of our space-partition method is shown in Algorithm 6.

To implement our framework, the remaining question is how can we divide the irregular 2D space into several overlapped regular 2D subspaces? Below, we define two important concepts called *MIN skyline* and *corner point* which will be used to partition the irregular 2D space.

**DEFINITION 4.** Let  $\mathcal{L}$  be a set of  $d$ -dimensional points. The *MIN skyline* of  $\mathcal{L}$ , denoted by  $\mathcal{A}$ , contains all the points in  $\mathcal{L}$  that satisfy the following condition. For any point  $x = (x_1, \dots, x_d) \in \mathcal{A}$ , there does not exist a point  $y = (y_1, \dots, y_d) \in \mathcal{L} \setminus \mathcal{A}$  such that  $y_i \leq x_i$  for all  $i = 1, \dots, d$  and  $y_i < x_i$  for a certain  $i = 1, \dots, d$ .

**DEFINITION 5.** Let  $\mathcal{R}$  be a set of skyline points in the  $d$ -dimensional space. Let  $\mathcal{B}$  be the set of all the cross points in the boundary of the  $d$ -dimensional staircase-like shape formed by the skyline. The *corner point set*  $\mathcal{C}$  is the *MIN skyline* computed over all the cross points in  $\mathcal{B}$ .

Reconsider the graph shown in Fig. 2(a). There are seven cross points in the boundary of the staircase-like shape (including three skyline points). We compute the *MIN skyline* over all the cross points. Clearly, we can obtain four corner points which are labeled by ‘•’ in Fig. 2(b). Note that the coordinates of the corner points can be determined by the  $(f_1, f_2)$  values of the 3D skyline communities. For example, in Fig. 2(b), the coordinates of the corner point  $C_3$  can be determined by the 3D skyline communities  $H_2$  and  $H_3$ , which are  $(f_1(H_2), f_2(H_3))$ . Based on the corner points, we can easily divide the irregular 2D space into several overlapped regular 2D subspaces as illustrated in Fig. 2(b). Note that each corner point corresponds to a regular 2D subspace. For the corner point  $C_3 = (f_1(H_2), f_2(H_3))$  for example, the corresponding regular 2D subspace can be represented by  $(x_1 > f_1(H_2), x_2 > f_2(H_3))$ .

**Algorithm 7** New3D( $G, \mathcal{I}, \mathcal{F}$ )

---

**Input:** A multi-valued graph  $G$ , constraints  $\mathcal{I}$ , fixed nodes set  $\mathcal{F}$ .  
**Output:** Skyline Communities in  $G$ .

- 1: Result  $\mathcal{R} \leftarrow \emptyset$ ; Priority Queue  $\mathcal{Q} \leftarrow \emptyset$ ;  $\mathcal{C} \leftarrow \{(0, 0)\}$ ;
- 2: if  $\text{DimMax}(G, \mathcal{I}, \mathcal{F}, 3) > 0$  then
- 3:  $\mathcal{Q}.\text{Push}((0, 0), \text{DimMax}(G, \mathcal{I}, \mathcal{F}, 3))$ ;
- 4: while  $\mathcal{Q} \neq \emptyset$  do
- 5:  $c_3 \leftarrow \mathcal{Q}.\text{MaxVal}()$ ;  $S' \leftarrow \emptyset$ ;
- 6: while  $\mathcal{Q}.\text{MaxVal}() = c_3$  do
- 7:  $((c_1, c_2), c_3) \leftarrow \mathcal{Q}.\text{Pop}()$ ;  $\{ // c_3$  is the priority of  $(c_1, c_2) \in \mathcal{Q} \}$
- 8:  $\tilde{\mathcal{I}} \leftarrow \mathcal{I} \cap \{x_1 > c_1, x_2 > c_2\}$ ;
- 9: Let  $u$  be the node that  $x_3^u = c_3$ ;  $\tilde{\mathcal{F}} \leftarrow \mathcal{F} \cup \{u\}$ ;
- 10:  $S_{tmp} \leftarrow \text{SkylineComm2D}(G, \tilde{\mathcal{I}}, \tilde{\mathcal{F}})$ ;
- 11:  $S' \leftarrow S' \cup S_{tmp}$ ;
- 12: for all  $(c_1, c_2) \in S'$  do
- 13:  $\mathcal{R} \leftarrow \mathcal{R} \cup \{(c_1, c_2, c_3)\}$ ;
- 14: for all  $s' \in S'$  do  $\mathcal{C} \leftarrow \text{UpdateCornerPoints}(\mathcal{C}, s', 2)$ ;
- 15: for all  $(c_1, c_2) \in \mathcal{C}$  do
- 16:  $\tilde{\mathcal{I}} \leftarrow \mathcal{I} \cap \{x_1 > c_1, x_2 > c_2\}$ ;
- 17: if  $(c_1, c_2) \notin \mathcal{Q}$  and  $\text{DimMax}(G, \tilde{\mathcal{I}}, \tilde{\mathcal{F}}, 3) > 0$  then
- 18:  $\mathcal{Q}.\text{Push}((c_1, c_2), \text{DimMax}(G, \tilde{\mathcal{I}}, \tilde{\mathcal{F}}, 3))$ ;
- 19: return  $\mathcal{R}$ ;

---

**Algorithm 8** UpdateCornerPoints( $\mathcal{C}, s', d$ )

---

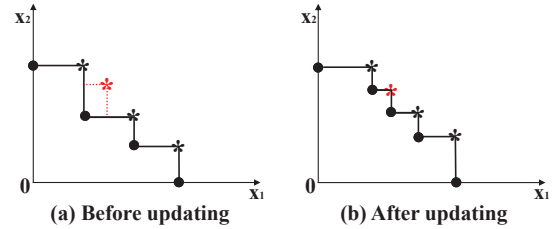
**Input:** Corner Points  $\mathcal{C}$ , Skyline Point  $s' = (x'_1, \dots, x'_d)$ ,  $d$ .  
**Output:** Updated Corner Points by Adding  $s'$ .

- 1: for  $i = 1$  to  $d$  do
- 2:  $\mathcal{C}'_i \leftarrow \emptyset$ ;
- 3: for all  $(c = (x_1, \dots, x_d)) \in \mathcal{C}$  s.t.  $x_j < x'_j$  for  $1 \leq j \leq d$  do
- 4:  $\mathcal{C} \leftarrow \mathcal{C} \setminus \{c\}$ ; replace  $x_i$  with  $x'_i$  in  $c$ ;
- 5:  $\mathcal{C}'_i \leftarrow \mathcal{C}'_i \cup \{c\}$ ;
- 6:  $\mathcal{C}'_i \leftarrow \text{Skyline}(\mathcal{C}'_i, d, \text{MIN})$ ;  $\{ // \text{computed by classic skyline algorithms} \}$
- 7: return  $\mathcal{C} \cup \mathcal{C}'_1 \cup \dots \cup \mathcal{C}'_d$ ;

---

**Implementation details.** The detailed implementation of our algorithm is shown in Algorithm 7. In Algorithm 7, we use a priority queue  $\mathcal{Q}$  to maintain all the regular 2D subspaces where the priority of the subspace is the maximum  $f_3$  value in that subspace. Specifically, in the priority queue  $\mathcal{Q}$ , we use a pair  $((c_1, c_2), c_3)$  to denote a regular 2D subspace, where  $(c_1, c_2)$  denotes the corner point corresponding to the regular 2D subspace and  $c_3$  is the priority of that subspace (i.e., the maximal  $f_3$  value in that subspace). Initially, the algorithm pushes the initial regular 2D space into  $\mathcal{Q}$  (lines 1-3). Then, the algorithm iteratively computes the skyline communities based on the best-first strategy (lines 4-18). Note that the algorithm can derive skyline communities following a decreasing order of the  $f_3$  values based on the best-first strategy. In each iteration, the algorithm first finds the maximum priority from  $\mathcal{Q}$  and sets  $c_3$  as the maximum priority (line 5). The algorithm then iteratively pops the regular 2D space whose priority equals  $c_3$  from  $\mathcal{Q}$  (line 7). For a popped regular 2D space  $((c_1, c_2), c_3)$ , the algorithm refines the constraint  $\mathcal{I}$  by  $\{x_1 > c_1, x_2 > c_2\}$  (line 8), and fixes the node  $u$  with  $x_3^u = c_3$  (line 9). The algorithm invokes `SkylineComm2D` with the refined constraint and fixed node  $u$  to compute the 2D skyline communities (line 10). All the computed 2D skyline communities are recorded in  $S'$  (lines 10-11). Since all the computed 2D skyline communities must be 3D skyline communities by the best-first strategy, the algorithm adds all these computed 2D skyline communities into the answer set  $\mathcal{R}$  (lines 12-13). The algorithm then updates the corner points based on the newly-calculated skyline communities in this iteration (line 14).

To compute the corner points, we devise an incremental algorithm which is depicted in Algorithm 8. Specifically, for



**Figure 3: Illustration of the corner points updating** each skyline community  $s' \in S'$ , the algorithm incrementally updates the previously-computed corner points set  $\mathcal{C}$  (line 14 in Algorithm 7) by invoking Algorithm 8. Clearly, if the previous-computed corner point  $c$  is *completely dominated* by the skyline point  $s'$ , this corner point must be below the staircase-like shape formed by the updated skyline after adding  $s'$ . Here we call a point  $x = (x_1, \dots, x_d)$  completely dominating a point  $y = (y_1, \dots, y_d)$  if and only if  $x_i > y_i$  for all  $i = 1, \dots, d$ . For example, consider the corner points shown in Fig. 3(a). The red “\*” denotes the newly-added skyline point  $s'$ . In this example, there is one corner point that is completely dominated by  $s'$ . Let  $\bar{\mathcal{C}}$  be the set of corner points completely dominated by  $s'$ . We remove all the corner points in  $\bar{\mathcal{C}}$ , because these corner points are no longer the cross points. The completely-dominated corner points in  $\bar{\mathcal{C}}$  can be used to compute the new cross points generated by adding  $s'$ . For each dominated corner point  $\bar{c} \in \bar{\mathcal{C}}$ , we obtain a cross point by replacing the  $x_i$  coordinate of  $\bar{c}$  with that of  $s'$  and keeping the other coordinates of  $\bar{c}$  unchanged. Clearly, for each completely-dominated corner point, we obtain  $d$  new cross points. After obtaining all the cross points, we compute the MIN skyline to get the updated corner points. Reconsider the example shown in Fig. 3. In this example, we obtain two cross points which are also the corner points as shown in Fig. 3(b). Algorithm 8 details this procedure. In Algorithm 8, we compute the MIN skyline in each dimension (line 7 in Algorithm 8), because the cross points generated in different dimensions cannot be dominated w.r.t. each other. Moreover, the remaining corner points in  $\mathcal{C}$  (the corner points that are not completely dominated by  $s'$ ) cannot be dominated by the newly-computed corner points. Thus, the algorithm outputs the union of all corner points, forming a MIN skyline.

After updating  $\mathcal{C}$ , Algorithm 7 pushes the newly-generated regular spaces into  $\mathcal{Q}$  (lines 15-18), and then iteratively computes the skyline communities based on the best-first strategy, until  $\mathcal{Q} = \emptyset$  and the algorithm terminates.

The correctness of Algorithm 7 is analyzed in Theorem 5.

**THEOREM 5.** *Algorithm 7 correctly computes all the 3D skyline communities.*

We analyze the complexity of Algorithm 7 in Theorem 6.

**THEOREM 6.** *Let  $s$  be the number of 3D skyline communities. The worst-case time and space complexity of Algorithm 7 is  $O(s^2(m+n))$  and  $O(m+n+s)$  respectively.*

**An improved 3D algorithm.** Due to the overlapped space-partition method, a skyline community may be recomputed in Algorithm 7 if its  $(f_1, f_2)$  values are located in two regular 2D subspaces with the same priority (see lines 6-11 in Algorithm 7). To avoid such redundant computations, we propose an improved algorithm to ensure that no skyline community will be recomputed.

The skyline community clearly cannot be recomputed in two regular 2D subspaces with different priorities in Algorithm 7, thus we need to avoid redundant computations



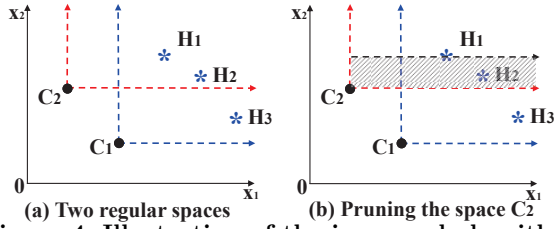


Figure 4: Illustration of the improved algorithm

when the regular 2D subspaces have the same priority. Let  $\mathcal{P} = \{((c_1^1, c_2^1), c_3), \dots, ((c_1^t, c_2^t), c_3)\}$  be the set of regular 2D spaces with the same priority  $c_3$ . Suppose without loss of generality that  $c_3$  is the current maximum priority in  $\mathcal{Q}$  and  $c_1^1 > \dots > c_1^t$ . Then, the improved algorithm iteratively computes the skyline communities in the regular spaces in  $\mathcal{P}$  following the decreasing order of the  $c_1$  values. To avoid redundant computations, the algorithm maintains the maximum  $c_2$  value denoted by  $c_2'$  that it has found so far. Note that since the  $c_1$  values of the regular spaces follow decreasing order, the  $c_2$  values must follow increasing order (because the corner points form a skyline). Then, the algorithm fixes node  $u$  with  $x_3^u = c_3$ , and invokes the SkylineComm2D algorithm with constraint  $(x_1 > c_1^i, x_2 > c_2')$  and fixed node  $u$  to compute the 2D skyline communities. For all the computed 2D skyline communities  $\mathcal{S}_{tmp}$ , the algorithm finds the maximum  $c_2$  value in  $\mathcal{S}_{tmp}$  and updates  $c_2'$  if it is larger than  $c_2'$ . Based on this, the algorithm can prune the dominated space in the subsequent regular 2D spaces, which thus avoids recomputing the skyline communities.

For ease of understanding, we use an example to illustrate the idea of our improved algorithm. Consider the example shown in Fig. 4. Suppose that we have two regular spaces that have the same priority as shown in Fig. 4(a). Let  $C_1 = (c_1^1, c_2^1)$  and  $C_2 = (c_1^2, c_2^2)$  be the corner points of these two regular spaces respectively. For convenience, we refer to these two regular spaces as space  $C_1$  and space  $C_2$ . Following the decreasing order of  $c_1$  value, the algorithm first pops  $C_1$  from the priority queue  $\mathcal{Q}$ , and then computes the skyline communities in the space  $C_1$ . In this example, three skyline communities  $\mathcal{S}_{tmp} = \{H_1, H_2, H_3\}$  have been obtained in the regular space  $C_1$ . The algorithm updates  $c_2'$  by  $f_2(H_1)$ , because  $f_2(H_1)$  is the largest value among all the  $f_2$  values of the skyline communities. In the second iteration, the algorithm pops  $C_2$  from  $\mathcal{Q}$ . Since  $c_2^2 < c_2'$ , the algorithm invokes SkylineComm2D with constraint  $(x_1 > c_2^1, x_2 > c_2')$  to compute the skyline communities in the regular space  $C_2$ . Due to the constraint  $x_2 > c_2'$ , the shading area in the regular space  $C_2$  in Fig. 4(b) is pruned. As a result, the skyline communities  $H_1$  and  $H_2$  will not be recomputed in the second iteration. The detailed description of our algorithm is shown in Algorithm 9.

In lines 6-12 of Algorithm 9, since  $c_2'$  does not decrease, none of the computed skyline communities are recomputed in the subsequent iterations. On the other hand, a skyline community also cannot be recomputed in spaces with different priorities (i.e., different  $c_3$  values), thus each skyline community is only calculated once by Algorithm 9. We can apply a similar argument used in Theorem 5 to prove the correctness of Algorithm 9. Below, we analyze the time and space complexity of the algorithm.

**THEOREM 7.** *The time and space complexity of Algorithm 9 is  $O(s(m+n))$  and  $O(m+n+s)$  respectively, where  $s$  is the total number of 3D skyline communities.*

---

#### Algorithm 9 ImprovedNew3D( $G, \mathcal{I}, \mathcal{F}$ )

---

**Input:** A multi-valued graph  $G$ , constraints  $\mathcal{I}$ , fixed nodes set  $\mathcal{F}$ .  
**Output:** Skyline Communities in  $G$ .  
1: Result  $\mathcal{R} \leftarrow \emptyset$ ; Priority Queue  $\mathcal{Q} \leftarrow \emptyset$ ;  $C \leftarrow \{(0, 0)\}$ ;  
2: if  $\text{DimMax}(G, \mathcal{I}, \mathcal{F}, 3) > 0$  then  
3:  $\mathcal{Q}.\text{Push}((0, 0), \text{DimMax}(G, \mathcal{I}, \mathcal{F}, 3))$ ;  
4: while  $\mathcal{Q} \neq \emptyset$  do  
5:  $c_3 \leftarrow \mathcal{Q}.\text{MaxVal}()$ ;  $c_2' \leftarrow 0$ ;  $S' \leftarrow \emptyset$ ;  
6: while  $\mathcal{Q}.\text{MaxVal}() = c_3$  do  
7:  $((c_1, c_2), c_3) \leftarrow \mathcal{Q}.\text{Pop}()$ ;  
8:  $c_2' \leftarrow \max(c_2', c_2)$ ;  $\tilde{\mathcal{I}} \leftarrow \mathcal{I} \cap \{x_1 > c_1, x_2 > c_2'\}$ ;  
9: Let  $u$  be the node that  $x_3^u = c_3$ ;  $\tilde{\mathcal{F}} \leftarrow \mathcal{F} \cup \{u\}$ ;  
10:  $\mathcal{S}_{tmp} \leftarrow \text{SkylineComm2D}(G, \tilde{\mathcal{I}}, \tilde{\mathcal{F}})$ ;  
11:  $c_2' \leftarrow \max(c_2', \max\{x_2^u \mid (x_1^u, x_2^u) \in \mathcal{S}_{tmp}\})$ ;  
12:  $S' \leftarrow S' \cup \mathcal{S}_{tmp}$ ;  
13: for all  $(c_1, c_2) \in S'$  do  
14:  $\mathcal{R} \leftarrow \mathcal{R} \cup \{(c_1, c_2, c_3)\}$ ;  
15: for all  $s' \in S'$  do  $C \leftarrow \text{UpdateCornerPoints}(C, s', 2)$ ;  
16: for all  $(c_1, c_2) \in C$  do  
17:  $\tilde{\mathcal{I}} \leftarrow \mathcal{I} \cap \{x_1 > c_1, x_2 > c_2\}$ ;  
18: if  $(c_1, c_2) \notin \mathcal{Q}$  and  $\text{DimMax}(G, \tilde{\mathcal{I}}, \mathcal{F}, 3) > 0$  then  
19:  $\mathcal{Q}.\text{Push}((c_1, c_2), \text{DimMax}(G, \tilde{\mathcal{I}}, \mathcal{F}, 3))$ ;  
20: return  $\mathcal{R}$ ;

---



---

#### Algorithm 10 NewHighD( $G, \mathcal{I}, \mathcal{F}, d$ )

---

**Input:** A multi-valued graph  $G$ , constraints  $\mathcal{I}$ , fixed nodes set  $\mathcal{F}$ ,  $d \geq 3$ .  
**Output:** Skyline Communities in  $G$ .  
1: if  $d = 3$  then return ImprovedNew3D( $G, \mathcal{I}, \mathcal{F}$ );  
2: Result  $\mathcal{R} \leftarrow \emptyset$ ; Priority Queue  $\mathcal{Q} \leftarrow \emptyset$ ;  $C \leftarrow \{(0, \dots, 0)_{d-1}\}$ ;  
3: if  $\text{DimMax}(G, \mathcal{I}, \mathcal{F}, d) > 0$  then  
4:  $\mathcal{Q}.\text{Push}((0, \dots, 0)_{d-1}, \text{DimMax}(G, \mathcal{I}, \mathcal{F}, d))$ ;  
5: while  $\mathcal{Q} \neq \emptyset$  do  
6:  $c_d \leftarrow \mathcal{Q}.\text{MaxVal}()$ ;  $S' \leftarrow \emptyset$ ;  
7: while  $\mathcal{Q}.\text{MaxVal}() = c_d$  do  
8:  $((c_1, \dots, c_{d-1}), c_d) \leftarrow \mathcal{Q}.\text{Pop}()$ ;  
9:  $\tilde{\mathcal{I}} \leftarrow \mathcal{I} \cap \{x_1 > c_1, \dots, x_{d-1} > c_{d-1}\}$ ;  
10: Let  $u$  be the node that  $x_d^u = c_d$ ;  $\tilde{\mathcal{F}} \leftarrow \mathcal{F} \cup \{u\}$ ;  
11:  $\mathcal{S}_{tmp} \leftarrow \text{NewHighD}(G, \tilde{\mathcal{I}}, \tilde{\mathcal{F}}, d-1)$ ;  
12:  $S' \leftarrow S' \cup \mathcal{S}_{tmp}$ ;  
13: for all  $(c_1, \dots, c_{d-1}) \in S'$  do  
14:  $\mathcal{R} \leftarrow \mathcal{R} \cup \{(c_1, \dots, c_{d-1}, c_d)\}$ ;  
15: for all  $s' \in S'$  do  $C \leftarrow \text{UpdateCornerPoints}(C, s', d-1)$ ;  
16: for all  $(c_1, \dots, c_{d-1}) \in C$  do  
17:  $\tilde{\mathcal{I}} \leftarrow \mathcal{I} \cap \{x_1 > c_1, \dots, x_{d-1} > c_{d-1}\}$ ;  
18: if  $(c_1, \dots, c_{d-1}) \notin \mathcal{Q}$  and  $\text{DimMax}(G, \tilde{\mathcal{I}}, \mathcal{F}, d) > 0$  then  
19:  $\mathcal{Q}.\text{Push}((c_1, \dots, c_{d-1}), \text{DimMax}(G, \tilde{\mathcal{I}}, \mathcal{F}, d))$ ;  
20: return  $\mathcal{R}$ ;

---

Note that the worst-case time complexity of Algorithm 9 can be dominated by  $O(n^2(m+n))$ , because the total number of 3D skyline communities is bounded by  $n^2$ . Therefore, even in the worst case, Algorithm 9 is also better than Algorithm 4. In our experiments, we will show that the ImprovedNew3D algorithm is at least one order of magnitude faster than the Basic3D algorithm, and uses much less memory. Furthermore, since the ImprovedNew3D algorithm outputs the skyline communities progressively, it is very useful when the application only needs part of the skyline communities. However, the Basic3D algorithm may generate invalid results, thus it is not a progressive algorithm.

## 5.2 Handling the $d > 3$ case

We extend Algorithm 7 to handle the  $d > 3$  case in Algorithm 10. The general procedure of Algorithm 10 is very similar to that of Algorithm 7. The main difference is that the algorithm recursively invokes itself with a parameter  $d-1$  to compute all the  $(d-1)$ -dimensional skyline communities (line 11). In addition, the pruning idea used in Algorithm 9 cannot be applied to the  $d > 3$  case. The reason is as follows. For the  $d > 3$  case, the regular space is a  $(d-1)$ -dimensional

Network	$n$	$m$	$d_{\max}$	$k_{\max}$
Slashdot	79K	0.5M	2507	53
Delicious	536K	1.4M	3216	33
Lastfm	1.2M	4.5M	5150	70
Flixster	2.5M	7.9M	1474	68

**Table 1: Datasets ( $K = 10^3$  and  $M = 10^6$ )**

space. For each regular  $(d - 1)$ -dimensional space ( $d > 3$ ), we cannot use a similar method to that illustrated in Fig. 4 to prune the dominated  $(d - 1)$ -dimensional space. This is because if we prune the dominated  $(d - 1)$ -dimensional space, the resulting space is no longer a regular  $(d - 1)$ -dimensional space when  $d > 3$ . The correctness analysis of Algorithm 10 is also very similar to the analysis of Algorithm 7, thus we omit the details for brevity. Below, we analyze the time and space complexity of the algorithm.

**THEOREM 8.** *The worst-case time and space complexity of Algorithm 10 is  $O((d - 1)!s^{d-2}(m + n))$  and  $O(m + n + ds)$  respectively, where  $s$  denotes the number of  $d$ -dimensional skyline communities.*

Note that the time complexity analysis in Theorem 8 is the worst-case complexity. In practice, the time cost of our algorithm is much lower than the worst-case complexity, because our algorithm substantially prunes the dominated space. Moreover,  $s$  and  $d$  are typically not very large in practice (e.g.,  $s \leq 10^5$  and  $d \leq 5$ ), thus our algorithm can be very efficient. In the experiments, we will show that our algorithm is at least one order of magnitude faster than the basic algorithm, and it can also be scaled to handle large graphs. Compared to Algorithm 5, Algorithm 10 is a progressive algorithm which is very useful for applications that require only part of the skyline communities.

## 6 EXPERIMENTS

We conduct comprehensive experiments to evaluate the proposed model and algorithms. For the  $d = 2$  case, we implement the SkylineComm2D algorithm (Algorithm 2). For the  $d \geq 3$  case, we implement two algorithms: Basic (Algorithm 5) and New (Algorithm 10). Note that in the Basic algorithm, we have integrated the pruning rule proposed in Section 4.3. For convenience, when  $d = 2$ , both Basic and New are the same as the SkylineComm2D algorithm. Since all the existing community search algorithms cannot be used for skyline community search, we use the Basic algorithm as the baseline algorithm for performance studies. All the algorithms are implemented in C++, and all experiments are conducted on a PC with two 2.4GHz Intel Xeon CPUs and 64GB main memory running Ubuntu 14.04.5 (64-bit).

**Datasets.** We use four real-world networks in our experiments. The statistics of the datasets are summarized in Table 1. In Table 1,  $d_{\max}$  and  $k_{\max}$  denote the maximal degree and the maximal core number of the network, respectively. All four datasets are social networks, downloaded from (<http://networkrepository.com/>). Note that the original datasets do not contain numerical attributes. To evaluate the performance of our algorithms, we apply a widely-used method in the skyline processing literature [4] to generate the numerical attributes for our datasets. We use the same method proposed in [4] to generate three different types of numerical attributes in each network: 1) *independence*, 2) *correlation*, and 3) *anti-correlation*. *Independence* implies that the attribute values are generated independently using a uniform distribution. *Correlation* means that if a node is good in one dimension (attribute), then it is also good in the

other dimensions. *Anti-correlation* indicates that if a node is good in one dimension, then it is bad in one or all of the other dimensions. Intuitively, the number of skyline communities in the network with correlated attributes should be much smaller than the number in the same network with independent attributes or anti-correlated attributes, and among them, the number of skyline communities in the networks with anti-correlated attributes is maximal. Due to the space limit, we mainly report the results obtained from the networks with independent attributes, and the results for the other types of attributed networks are reported in Appendix A.2.

### 6.1 Performance studies for $d = 2$

**Exp-1: Efficiency of SkylineComm2D.** We vary the core number  $k$  from 5 to 25, and evaluate the efficiency of the SkylineComm2D algorithm. The results in the networks with independent attributes are shown in Figs. 5. As can be seen, the running time of SkylineComm2D decreases with increasing  $k$ . This is because the graph size after pruning decrease with increasing  $k$ . For example, in Fig. 5(d), when  $k = 15$  SkylineComm2D takes 2.8 seconds to output all the skyline communities, whereas it only uses 2.15 seconds if  $k = 25$ . In all the datasets, SkylineComm2D takes less than 4 seconds to output all the results. These results indicate that SkylineComm2D is very efficient in practice, which confirm the complexity analysis of SkylineComm2D in Section 3.

**Exp-2: Memory overhead of SkylineComm2D.** We show the memory cost of SkylineComm2D with varying  $k$  in the independent attributed networks. Similar results can be observed in the other types of attributed networks. Fig. 6 depicts our results. From Fig. 6, we can see that the memory cost of SkylineComm2D decreases with increasing  $k$  in all the datasets. This is because the graph size decreases with increasing  $k$ . Also, we can see that the memory overhead of our algorithm is at most 3 times the graph size, indicating that SkylineComm2D is memory-efficient. These results are consistent with the space complexity of SkylineComm2D.

### 6.2 Performance studies for $d \geq 3$

**Exp-3: Efficiency ( $d = 3$ ).** For  $d = 3$ , the efficiency testings of Basic and New in the networks with independent attributes are reported in Fig. 7. Also, for the other types of attributed networks, the results can be found in Appendix A.2. As can be seen, if  $k \geq 15$ , the running time of both Basic and New decreases with increasing  $k$ . However, if  $k < 15$ , the running time slightly increases when  $k$  increases. In all the datasets, New is at least one order of magnitude faster than Basic. For instance, in Fig. 7(a), when  $k = 20$ , New takes 5.3 seconds, whereas Basic takes 100.6 seconds. Also, as shown in Figs. 7(c) and (d), Basic is intractable in the Lastfm and Flixster datasets ('Inf' means that the algorithm cannot terminate in 50,000 seconds). New, however, still runs very fast in these datasets. For example, in Fig. 7(d), New only takes 200 seconds to find all 3D skyline communities in Flixster. These results confirm our theoretical analysis in Sections 4 and 5.

**Exp-4: Memory overhead.** For  $d = 3$ , the memory cost of Basic and New is shown in Fig. 8 in the networks with independent attributes. Similar results can also be observed in different types of attributed networks and also for the other  $d$  values. As can be seen, New consumes much less memory than Basic in all the datasets. This is because Basic needs to maintain a large number of invalid skyline communities. Generally, the memory size of both Basic and New decreases with

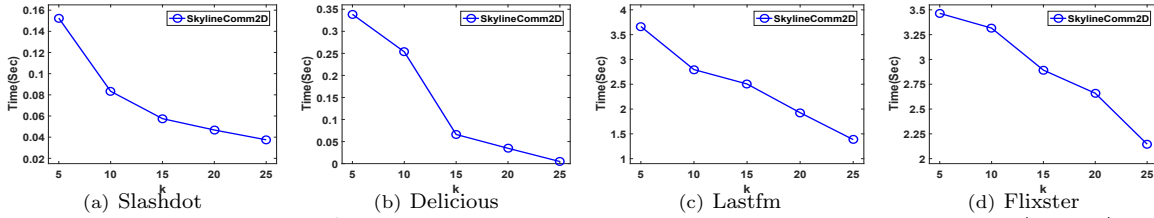


Figure 5: Efficiency of SkylineComm2D in networks with independent attributes (vary  $k$ )

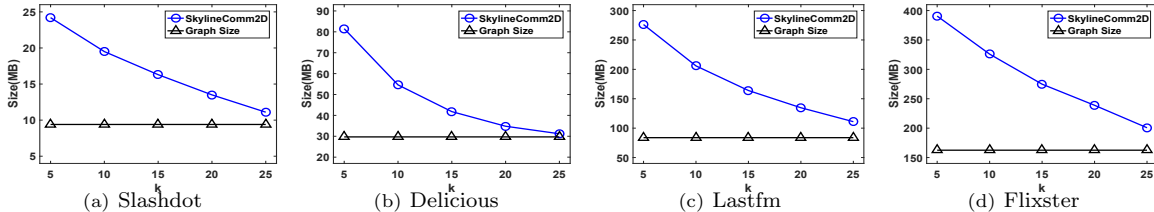


Figure 6: Memory overhead of SkylineComm2D in networks with independent attributes (vary  $k$ )

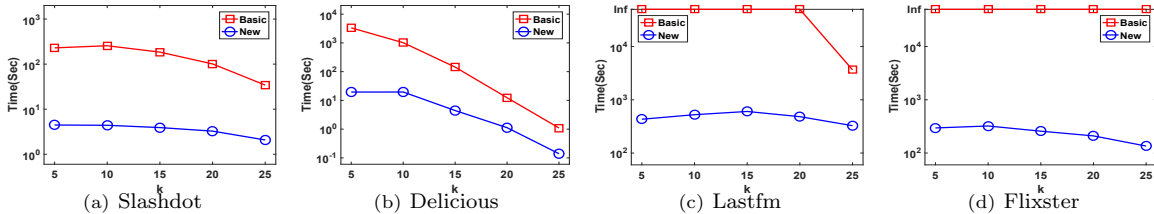


Figure 7: Efficiency of Basic and New in networks with independent attributes (vary  $k$ ,  $d = 3$ )

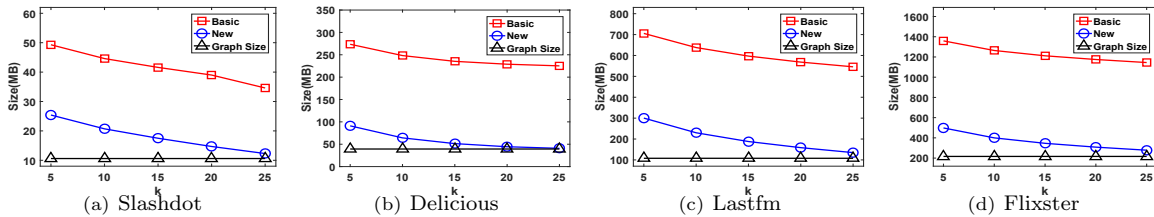


Figure 8: Memory overhead of Basic and New in networks with independent attributes (vary  $k$ ,  $d = 3$ )

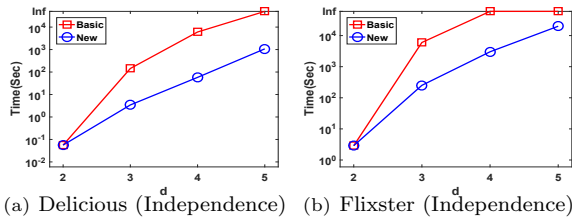


Figure 9: Efficiency of Basic and New (Vary  $d$ ,  $k = 15$ )

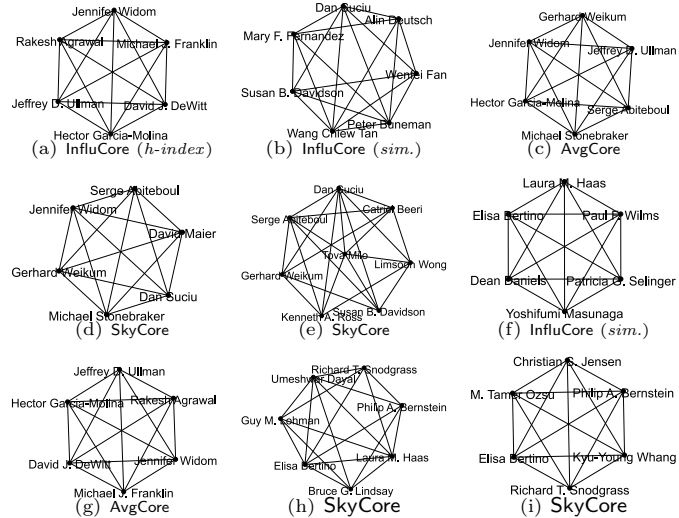
increasing  $k$ . When  $k = 25$ , the space cost of New is close to that of the graph size, as the algorithm significantly reduces the graph size when  $k$  is large. These results demonstrate that New is memory-efficient, which are consistent with the space complexity analysis in Section 5.

**Exp-5: Efficiency (Vary  $d$ ).** We evaluate the efficiency of Basic and New by varying  $d$  from 2 to 5. Note that when  $d = 2$ , we refer to both Basic and New as the SkylineComm2D algorithm. The results in the Delicious and Flixster networks are reported in Fig. 9, and similar results can be observed in the other datasets. As desired, the running time of both Basic and New increases when  $d$  increases, and New is at least one order of magnitude faster than Basic when  $d \geq 3$ . Also, we can see that Basic is costly, and it is intractable when  $d \geq 4$  in the Flixster dataset. For the New algorithm, the running

time typically increases by 10 times when  $d$  increases by 1, because the number of skyline communities increases quickly when  $d$  increases by 1. In practice,  $d$  is often very small (e.g.,  $d \leq 5$ ). This is because the nodes in most real-world networks do not have too many numeric attributes. For example, in the Aminer scientific network (<http://aminer.org/>), each node has 7 numeric attributes. To the best of our knowledge, Aminer is the publicly available network that has the largest number of numeric attributes. On the other hand, in the skyline community model,  $d$  is equal to the number of selected numeric attributes which is typically much smaller than the total number of numeric attributes. Therefore, in this sense, our New algorithm is tractable for handling most real-world applications.

### 6.3 Case study

We use the Aminer datasets for case study. The Aminer dataset is a scientific collaboration network collected from ([aminer.org](http://aminer.org/)) which contains the authors in database, data mining, machine learning, and information retrieval areas. The dataset comprises 5,411 nodes and 17,477 edges. We crawl four numeric attributes for each author: *h-index*, *the number of papers*, *activity*, and *diversity*. Here *h-index* measures the academic influence of an author, *activity* measures



**Figure 10: Comparison of different methods in the Aminer dataset ( $k = 5$ ); Figs. (a-e) show the results of the query “Prof. Dan Suciú”, and Figs. (a, f-i) depict the results of the query “Prof. Elisa Bertino”.**

whether an author is active or not in recent years, and *diversity* measures the diversity of the author’s research topics. We compare our approach (denoted by SkyCore) with three baseline methods: InfluCore, AvgCore, and MergeCore. InfluCore denotes the influential community search algorithm [15] which only considers one numeric attribute. AvgCore first takes the average value over the  $d$  numeric attributes for each node, and then invokes InfluCore to compute the communities based on the average values. MergeCore first finds the top-1 influential communities on each numeric attribute, and then merges the  $d$  resulting communities.

**Exp-6: Finding similar and influential communities.** In this case study, we aim to find the influential communities such that their members are similar to a given query node  $u$  based on the Jaccard similarity. For each node in Aminer, we use the h-index to measure the influence. We compute the Jaccard similarity between  $u$  and the other nodes in the network (for a node  $v$ , the Jaccard similarity between  $u$  and  $v$  is  $|N(u) \cap N(v)| / |N(u) \cup N(v)|$ ). As a result, we can obtain two numeric attributes for each node (the h-index and the Jaccard similarity). For a fair comparison, we normalize each numeric attribute into the range  $[0, 1]$  in all case studies. Based on these two normalized numeric attributes, we apply the above four different methods with parameter  $k = 5$  to compute the communities. Figs. 10(a-e) report the results of professor Dan Suciú’s communities, and Figs. 10(a, f-i) show the results of professor Elisa Bertino’s communities. In Figs. 10(a-b, f), We can see that the results obtained by InfluCore only capture one attribute. For example, in Fig. 10(a), the community mainly contains the influential authors in the database community which are not necessarily similar to professor Dan Suciú (by Jaccard similarity). On the other hand, in Fig. 10(b), the community comprises the authors that are similar to professor Dan Suciú, but their h-index values are not necessarily very high. Also, we can observe that there is no overlap among the communities (a), (b), and (f), thus MergeCore cannot obtain a connected community. In effect, we find that MergeCore fails to find a connected community in most of the case studies. This is because the resulting communities on different attributes are

typically uncorrelated, and therefore the merged community is often disconnected. From Figs. 10(c) and (g), the resulting communities obtained by AvgCore also cannot capture both influence and similarity. For example, in Fig. 10(g), the community includes many high influential researchers, but they are dissimilar to professor Elisa Bertino. Moreover, the community also does not contain professor Elisa Bertino. As shown in Figs. 10(d-e, h-i), our approach (SkyCore) performs much better than all the baseline methods. For example, in Fig. 10(d), the community comprises many high influential researchers who are also very similar to professor Dan Suciú based on the Jaccard similarity. These results indicate that the proposed skyline community approach can indeed capture both influence and similarity of a community. Thus, we believe that our approach is very useful for such a personalized influential community search application.

## 7 RELATED WORK

**Community model and search.** Community in a graph is typically represented by a cohesive subgraph. A large number of community models have been proposed, such as maximal clique [6],  $k$ -core [10, 16, 20],  $k$ -truss [8, 12, 13, 23], maximal  $k$ -edge connected subgraph [1, 5, 25], quasi-clique [9], locally densest subgraph [19], query-biased density [24], and so on. All these community models only consider the graph structural information and ignore the attributes (numerical and textual attributes) associated with the nodes. Recently, Fang et al. [11] proposed an attributed community model that is tailored to the graphs with textual attributes. Li et al. [15] introduced an influential community model, which takes the node’s influence into consideration. However, their model only considers one numerical attribute (i.e., the influence), thus the techniques proposed in [15] cannot be used for our problem when  $d > 1$ . Our skyline community model is the first community model that can capture  $d$ -dimensional numerical attributes, and our work is also the first to introduce skyline for community modeling.

Another related line of work is on community search, where the goal is to find a cohesive subgraph that includes the query nodes. Sozio et al. [22] studied the community search problem in social networks based on the  $k$ -core model. Huang et al. [12] introduced a  $k$ -truss community model, and proposed several efficient  $k$ -truss community search algorithms. Cui et al. [9] investigated an overlap community search problem based on the quasi-clique model. More recently, Huang et al. [13] proposed the closest truss community model to find the  $k$ -truss community with small diameter. In this paper, we study the skyline community search problem, and the proposed techniques are dramatically different from all the previous community search algorithms.

## 8 CONCLUSION

In this paper, we propose a novel skyline community model to detect interesting communities in a multi-valued network, where each node is associated with  $d$  numerical attributes. The resulting communities identified by our model cannot be dominated by the other communities in the  $d$ -dimensional attribute space. We develop a basic and a novel space-partition algorithm to find all the skyline communities efficiently. The worst-case time complexity of the space-partition algorithm relies mainly on the number of skyline communities, thus it is very efficient if the size of the answer is not very large. Extensive experiments in both real-world and synthetic multi-valued networks demonstrate the efficiency, scalability and effectiveness of our solutions.

## REFERENCES

- [1] T. Akiba, Y. Iwata, and Y. Yoshida. Linear-time enumeration of maximal  $k$ -edge-connected subgraphs in large networks by random contraction. In *CIKM*, pages 909–918, 2013.
- [2] A. Asudeh, S. Thirumuruganathan, N. Zhang, and G. Das. Discovering the skyline of web databases. *PVLDB*, 9(7):600–611, 2016.
- [3] V. Batagelj and M. Zaversnik. An  $O(m)$  algorithm for cores decomposition of networks. *CoRR*, cs.DS/0310049, 2003.
- [4] S. Börzsönyi, D. Kossmann, and K. Stocker. The skyline operator. In *ICDE*, pages 421–430, 2001.
- [5] L. Chang, J. X. Yu, L. Qin, X. Lin, C. Liu, and W. Liang. Efficiently computing  $k$ -edge connected components via graph decomposition. In *SIGMOD*, pages 205–216, 2013.
- [6] J. Cheng, Y. Ke, A. W.-C. Fu, J. X. Yu, and L. Zhu. Finding maximal cliques in massive networks. *ACM Trans. Database Syst.*, 36(4):21:1–21:34, 2011.
- [7] J. Chomicki, P. Godfrey, J. Gryz, and D. Liang. Skyline with presorting. In *ICDE*, pages 717–719, 2003.
- [8] J. Cohen. Trusses: Cohesive subgraphs for social network analysis. *Technical report, National Security Agency*, 2005.
- [9] W. Cui, Y. Xiao, H. Wang, Y. Lu, and W. Wang. Online search of overlapping communities. In *SIGMOD*, pages 277–288, 2013.
- [10] W. Cui, Y. Xiao, H. Wang, and W. Wang. Local search of communities in large graphs. In *SIGMOD*, pages 991–1002, 2014.
- [11] Y. Fang, R. Cheng, S. Luo, and J. Hu. Effective community search for large attributed graphs. *PVLDB*, 9(12):1233–1244, 2016.
- [12] X. Huang, H. Cheng, L. Qin, W. Tian, and J. X. Yu. Querying  $k$ -truss community in large and dynamic graphs. *SIGMOD*, pages 1311–1322, 2014.
- [13] X. Huang, L. V. S. Lakshmanan, J. X. Yu, and H. Cheng. Approximate closest community search in networks. *PVLDB*, 9(4):276–287, 2015.
- [14] H. T. Kung, F. Luccio, and F. P. Preparata. On finding the maxima of a set of vectors. *J. ACM*, 22(4):469–476, 1975.
- [15] R. Li, L. Qin, J. X. Yu, and R. Mao. Influential community search in large networks. *PVLDB*, 8(5):509–520, 2015.
- [16] R. Li, J. X. Yu, and R. Mao. Efficient core maintenance in large dynamic graphs. *IEEE Trans. Knowl. Data Eng.*, 26(10):2453–2465, 2014.
- [17] D. Papadias, Y. Tao, G. Fu, and B. Seeger. An optimal and progressive algorithm for skyline queries. In *SIGMOD*, pages 467–478, 2003.
- [18] J. Pei, B. Jiang, X. Lin, and Y. Yuan. Probabilistic skylines on uncertain data. In *VLDB*, pages 15–26, 2007.
- [19] L. Qin, R. Li, L. Chang, and C. Zhang. Locally densest subgraph discovery. In *KDD*, pages 965–974, 2015.
- [20] S. B. Seidman. Network structure and minimum degree. *Social Networks*, 5(3):269–287, 1983.
- [21] C. Sheng and Y. Tao. On finding skylines in external memory. In *PODS*, pages 107–116, 2011.
- [22] M. Sozio and A. Gionis. The community-search problem and how to plan a successful cocktail party. In *KDD*, pages 939–948, 2010.
- [23] J. Wang and J. Cheng. Truss decomposition in massive networks. *PVLDB*, 5(9):812–823, 2012.
- [24] Y. Wu, R. Jin, J. Li, and X. Zhang. Robust local community detection: On free rider effect and its elimination. *PVLDB*, 8(7):798–809, 2015.
- [25] R. Zhou, C. Liu, J. X. Yu, W. Liang, B. Chen, and J. Li. Finding maximal  $k$ -edge-connected subgraphs from a large graph. In *EDBT*, pages 480–491, 2012.

**Acknowledgement.** Rong-Hua Li was partially supported by the NSFC Grants (61772346 and 61732003), and Beijing Institute of Technology Research Fund Program for Young Scholars. Lu Qin was supported by ARC DP 160101513. Jeffrey Xu Yu was supported by the Research Grants Council of the Hong Kong SAR, China No. 14221716. Xiaokui Xiao was partially supported by MOE, Singapore under grant MOE2015-T2-2-069, and by NUS, Singapore under an SUG. Zibin Zheng was partially supported by the Program for Guangdong Introducing Innovative and Entrepreneurial Teams (2016ZT06D211), and the Pearl River S&T Nova Program of Guangzhou (201710010046). Zibin Zheng is the corresponding author of this paper.

## A APPENDIX

## A.1 Missing proofs

LEMMA 1. *Let  $H_1$  with values  $(f_1(H_1), f_2(H_1))$  be the skyline community that has the maximal  $f_2$  value over all the skyline communities. Then, the nodes in  $G$  whose  $x_1$  values are no larger than  $f_1(H_1)$  cannot be contained in the other skyline communities.*

PROOF. We prove this lemma by contradiction. Suppose that there is a skyline community  $H$  ( $H \neq H_1$ ) that contains a node  $u$  with  $x_1^u \leq f_1(H_1)$ .  $H$  can be dominated by  $H_1$  because  $f_1(H) \leq f_1(H_1)$  and  $f_2(H) < f_2(H_1)$ , which is a contradiction.  $\square$

THEOREM 1. *Algorithm 2 correctly computes all the 2D skyline communities.*

PROOF. It is easy to show that the communities returned by Algorithm 2 must be skyline communities. To prove the theorem, we need to show that all the skyline communities have been computed by Algorithm 2. Suppose to the contrary that there is a skyline community  $H$  with values  $(f_1(H), f_2(H))$  that cannot be obtained by Algorithm 2. We assume that Algorithm 2 iteratively outputs  $s$  skyline communities which are  $H_1, H_2, \dots, H_s$ . Clearly, by Algorithm 2, we have  $f_2(H_1) > f_2(H_2) > \dots > f_2(H_s)$ . Also, by definition, we have  $f_1(H_1) < f_1(H_2) < \dots < f_1(H_s)$ . Since  $H$  is a skyline community, it is a  $k$ -core and it must be contained in the maximal  $k$ -core of graph  $G$ . By our algorithm,  $f_2(H_1)$  is the maximal  $f_2$  value over all the  $k$ -cores in  $G$ , thus  $f_2(H) < f_2(H_1)$ . On the other hand,  $H_s$  is the last skyline community computed by Algorithm 2, thus invoking Algorithm 1 with constraint  $x_1 > f_1(H_s)$  (lines 7-8 in Algorithm 2) results in  $f_2 = 0$ . That is to say, the graph  $G$  cannot contain a  $k$ -core with  $f_1$  value larger than  $f_1(H_s)$ . Therefore, we conclude that  $f_1(H) < f_1(H_s)$ . Since  $H$  is a skyline community, we have  $f_1(H_1) < f_1(H) < f_1(H_s)$  and  $f_2(H_1) > f_2(H) > f_2(H_s)$ .

Furthermore, we claim that  $f_1(H)$  and  $f_2(H)$  must satisfy that  $f_1(H_i) < f_1(H) < f_1(H_{i+1})$  and  $f_2(H_i) > f_2(H) > f_2(H_{i+1})$  for a certain  $H_i$  ( $i = 1, \dots, s-1$ ). We can prove this statement by a contradiction. Since  $f_1(H_1) < f_1(H) < f_1(H_s)$ , there exists a skyline community  $H_i$  for  $i = 1, \dots, s-1$  such that  $f_1(H_i) < f_1(H) < f_1(H_{i+1})$ . Suppose to the contrary that  $f_2(H_i) > f_2(H) > f_2(H_{i+1})$  does not hold. Since  $f_2(H_1) > f_2(H) > f_2(H_s)$ , there exists a skyline community  $H_j$  for  $j = 1, \dots, s-1$  and  $j \neq i$  such that  $f_2(H_j) > f_2(H) > f_2(H_{j+1})$ . Assume without loss of generality that  $i < j$ . We then have  $f_1(H_i) < f_1(H) < f_1(H_j)$  and  $f_2(H_j) > f_2(H)$ . As a result,  $H_j$  dominates  $H$ , which is a contradiction.

After computing  $H_i$  (line 6 in Algorithm 2), the algorithm invokes Algorithm 1 to calculate  $f_2(H_{i+1})$  with constraint  $x_1 > f_1(H_i)$  (lines 7-8 in Algorithm 2). By Algorithm 1, we know that  $f_2(H_{i+1})$  is the maximal  $f_2$  value over all  $k$ -cores whose  $f_1$  values are larger than  $f_1(H_i)$ . Since  $H$  is a skyline community with  $f_1(H) > f_1(H_i)$ , we have  $f_2(H) < f_2(H_{i+1})$ , which contradicts  $f_2(H_i) > f_2(H) > f_2(H_{i+1})$ . We can therefore conclude that Algorithm 2 outputs all skyline communities.  $\square$

THEOREM 2. *Let  $s$  be the number of skyline communities in  $G$ . Then, the worst case time and space complexity of Algorithm 2 are  $O(s(m+n))$  and  $O(m+n+s)$  respectively.*

PROOF. First, the time complexity of Algorithm 1 is  $O(m+n)$ , because we only need to scan the graph once. Since Algorithm 2 invokes Algorithm 1  $s$  times, the time complexity of Algorithm 2 is  $O(s(m+n))$ . For the space complexity, the algorithm only needs to store the graph and several auxiliary arrays (e.g., *visit*) which consume  $O(m+n)$  space, and also the algorithm needs to maintain the results which use  $O(s)$  space. Therefore, the space complexity of Algorithm 2 is  $O(m+n+s)$ , which is linear to the graph size and answer size.  $\square$

LEMMA 2. *For each dimension  $x_i$  ( $i = 1, \dots, d$ ), the  $f_i$  values of all the skyline communities are contained in the set  $T_i$  which is computed by Algorithm 3.*



PROOF. We prove the lemma by contradiction. Suppose to the contrary that there is a skyline community  $H$  in which  $f_i(H) \notin T_i$ . Recall that  $T_i$  denotes the set of the values of all the influential communities that are computed based on the  $x_i$  dimension (see Algorithm 3). We assume without loss of generality that there are  $t$  different elements in  $T_i$  and  $T_i = \{f_i^1, \dots, f_i^t\}$  with  $f_i^1 < \dots < f_i^t$ . By definition, it is easy to show that  $f_i^1 < f_i(H) < f_i^t$ . Thus, there exists  $j$  ( $1 \leq j \leq t-1$ ) such that  $f_i^j < f_i(H) < f_i^{j+1}$ . Let  $G_j$  be the graph that is obtained by removing all the nodes whose  $x_d$  values are smaller than  $f_i^j$ , and  $H_j$  be the maximal  $k$ -core of  $G_j$ . Let  $u \in H_j$  be the node with  $x_i^u = f_i^j$  (i.e.,  $u \in H_j$  is the smallest-value node on the  $x_i$  dimension). Since  $H$  is a  $k$ -core with  $f_i(H) > f_i^j$ ,  $H$  must be contained in  $H_j$  and also  $H$  cannot contain node  $u$ . On the other hand, since  $f_i(H) < f_i^{j+1}$ ,  $H$  cannot be contained in  $H_{j+1}$ . By definition, if we remove  $u$  from  $H_j$  and then compute the maximal  $k$ -core, we can obtain  $H_{j+1}$ . Since  $H$  is a  $k$ -core which does not contain  $u$ , it must be contained in  $H_{j+1}$ , which is a contradiction.  $\square$

**THEOREM 3.** *Algorithm 4 correctly finds all the 3D skyline communities, and the worst-case time and space complexity of Algorithm 4 is  $O(n^2(m+n))$  and  $O(n^2)$  respectively.*

PROOF. First, we prove the correctness of Algorithm 4. By Lemma 2,  $F_3$  ( $F_3 = T_3$ ) contains all the possible  $f_3$  values that the 3D skyline communities may have. For each  $f_3 \in F_3$ , the algorithm calculates all the 2D skyline communities whose values in the  $x_3$  dimension equal  $f_3$ . As a result, all the 3D skyline communities must be contained in the union of the sets of all those 2D skyline communities. By computing the skyline in the union of these sets, the algorithm can obtain all the 3D skyline communities.

Second, we analyze the complexity of Algorithm 4. For the time complexity, the algorithm takes  $O(m+n)$  time to compute  $F_3$ . Then, for each  $f_3 \in F_3$ , the algorithm invokes a SkylineComm2D algorithm which takes at most  $O(n(m+n))$  time. The total time cost taken in the ‘for’ loop (line 3) is therefore  $O(n^2(m+n))$  in the worst case. Since the size of  $\mathcal{T}$  is bounded by  $n$ , the total size of  $\mathcal{R}$  in line 7 is bounded by  $O(n^2)$ . Finally, the algorithm calls a traditional skyline algorithm to compute the final results which consumes  $O(n^2 \log n)$  [4, 14], because there are at most  $O(n^2)$  3D points recorded in  $\mathcal{R}$ . The total time complexity is  $O(n^2(m+n))$ . For the space complexity, we can easily show that the algorithm uses  $O(m+n+n^2)$  space, which is dominated by  $O(n^2)$ .  $\square$

**THEOREM 4.** *For  $d \geq 3$ , the worst-case time and space complexity of Algorithm 5 is  $O(n^{d-1}(m+n+(d-1)\log^{d-3}n))$  and  $O(n^{d-1})$  respectively.*

PROOF. We start by analyzing the time complexity. It is easy to show that the total number of skyline points in the  $d$ -dimensional discrete space is bounded by  $O(n^{d-1})$  for  $d \geq 2$ . Here the discrete space means that the skyline points in each dimension can only take  $n$  discrete values. Let  $T(d)$  be the worst-case time complexity of Algorithm 5. Then,  $T(d) = n \times T(d-1) + n^{d-1} \log^{d-3}(n^{d-1})$ , where  $n^{d-1} \log^{d-3}(n^{d-1})$  denotes the time cost of computing the final skyline communities by using the traditional skyline algorithm [14] (for  $d \geq 3$ ). Then, we can obtain that  $T(d) = O(n^{d-1}(m+n+(d-1)\log^{d-3}n))$ . The space complexity is dominated by the total number of all the  $(d-1)$ -dimensional skyline communities that are recorded in  $\mathcal{R}$ , which is  $O(n^{d-1})$ .  $\square$

**THEOREM 5.** *Algorithm 7 correctly computes all the 3D skyline communities.*

PROOF. First, we prove that the computed skyline communities are correct 3D skyline communities. Let  $\mathcal{R}_i$  be the set of skyline communities computed in the  $i$ -th iteration. By the best-first strategy, the algorithm computes the 3D skyline communities following the decreasing order of the  $f_3$  values. Hence, in the  $i$ -th iteration, the skyline communities in  $\mathcal{R}_i$  cannot be dominated

by the undiscovered skyline communities (because the  $f_3$  values of the skyline communities in  $\mathcal{R}_i$  must be larger than those of the undiscovered skyline communities). On the other hand, the skyline communities in  $\mathcal{R}_i$  cannot be dominated by the skyline communities in  $\mathcal{R}_j$  with  $j < i$ , because the previously-calculated skyline communities cannot dominate the skyline communities in  $\mathcal{R}_i$  in terms of the first two dimensions. Second, since the proposed space-partition algorithm does not miss any subspace, all the skyline communities must be discovered by our algorithm.  $\square$

**THEOREM 6.** *Let  $s$  be the number of 3D skyline communities. The worst-case time and space complexity of Algorithm 7 is  $O(s^2(m+n))$  and  $O(m+n+s)$  respectively.*

PROOF. First, we analyze the time complexity of the algorithm. Since each skyline point generates at most two new corner points in the 2D space by Algorithm 8, the total number of corner points generated by our algorithm is bounded by  $O(s)$ . For each corner point, the algorithm invokes the SkylineComm2D algorithm at most once, which takes at most  $O(s(m+n))$  time. Thus, the total cost taken in lines 6-11 is bounded by  $O(s^2(m+n))$ . In addition, for each skyline point, the time cost to update the corner points in line 14 is  $O(s)$ . Thus, the total cost taken in line 14 can be bounded by  $O(s^2)$ , which is dominated by  $O(s^2(m+n))$ . It is also easy to show that the total cost taken in lines 15-18 is bounded by  $O(s^2(m+n))$ . It can thus be seen that the worst-case time complexity of Algorithm 7 is  $O(s^2(m+n))$ . For the space complexity, we need to maintain the graph and the priority  $\mathcal{Q}$ , which consume  $O(m+n+s)$  space in total.  $\square$

**THEOREM 7.** *The time and space complexity of Algorithm 9 is  $O(s(m+n))$  and  $O(m+n+s)$  respectively, where  $s$  is the total number of 3D skyline communities.*

PROOF. First, we analyze the time complexity of the algorithm. Since no skyline community is recomputed by Algorithm 9, the total time cost of computing all the skyline communities in line 10 is  $O(s(m+n))$ . Similar to Algorithm 7, the total number of corner points generated by the algorithm is  $O(s)$ , thus the total time cost taken in lines 16-19 is bounded by  $O(s(m+n))$ . Finally, we analyze the total time cost of computing the corner points in line 15. A straightforward implementation of Algorithm 8 results in  $O(s)$  time complexity. As a result, the total cost of maintaining the corner points set is  $O(s^2)$  in the worst case. Recall that Algorithm 9 needs to dynamically maintain the corner points set  $\mathcal{C}$  in each iteration. Since all the corner points in  $\mathcal{C}$  form a skyline, it is easy to develop a tree-like structure to maintain all the corner points such that finding a completely-dominated corner point can be done in  $O(\log s)$  and updating the tree structure can also be done in  $O(\log s)$ . Since there are  $O(s)$  corner points in total, the total maintenance cost is  $O(s \log s)$  time. Additionally, in the 3D case, the corner points are 2D points, thus the total cost of computing the MIN skyline in each dimension (line 7 in Algorithm 8) is  $O(s)$  time. In the 3D case,  $s$  is bounded by  $n^2$ , thus the time cost of maintaining the corner points set  $\mathcal{C}$  is also dominated by  $O(s(m+n))$ . Ultimately, the time complexity of Algorithm 9 is  $O(s(m+n))$ . Second, we can easily show that the space complexity of Algorithm 9 is  $O(m+n+s)$ , which is the same as Algorithm 7.  $\square$

**THEOREM 8.** *The worst-case time and space complexity of Algorithm 10 is  $O((d-1)!s^{d-2}(m+n))$  and  $O(m+n+ds)$  respectively, where  $s$  denotes the number of  $d$ -dimensional skyline communities.*

PROOF. The most time-consuming step in Algorithm 10 is in lines 7-12, because the algorithm needs to recursively invoke itself with a parameter  $d-1$ . Below, we analyze the time complexity in this recursion procedure. Note that each  $d$ -dimensional skyline community generates at most  $(d-1)$  corner points by our algorithm. Hence, the total number of  $(d-1)$ -dimensional corner points is bounded by  $(d-1)s$ . By recursive analysis, we derive that the algorithm invokes the ImprovedNew3D algorithm at most

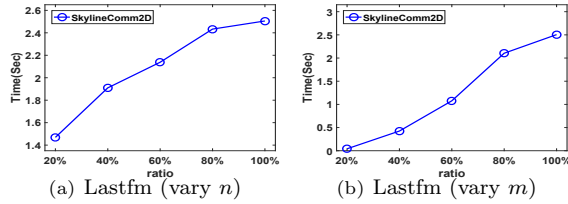


Figure 11: Scalability of SkylineComm2D ( $k = 15$ )

$(d - 1)s \times (d - 2)s \cdots \times 3s$  times. Thus, the total time cost is  $O((d - 1)!s^{d-2}(m + n))$ . Note that by a similar recursive analysis, we can see that the total time cost to update the corner points in line 15 and the total time cost to push the corner points into  $\mathcal{Q}$  in lines 16-19 can be dominated by  $O((d - 1)!s^{d-2})$  and  $O((d - 1)!s^{d-2}(m + n))$  respectively. Thus, the worst-case time complexity of Algorithm 10 is  $O((d - 1)!s^{d-2}(m + n))$ . For the space complexity, the algorithm needs to maintain the graph and the total number of corner points which use  $O(m + n + ds)$  space.

### A.2 Additional experiments

**Additional Exp-1: Scalability of SkylineComm2D.** We vary the number of nodes ( $n$ ) and edges ( $m$ ) in the Lastfm network with independent attributes to evaluate the scalability of the SkylineComm2D algorithm. Similar scalability results can also be observed in the other datasets with various types of attributes. The results are shown in Fig. 11. As can be seen, SkylineComm2D scales near linearly with varying  $m$  or  $n$ . This is because the number of 2D skyline communities is typically much smaller than  $n$ , and thus the complexity of SkylineComm2D is near linear w.r.t.  $O(m + n)$ . These results confirm the complexity analysis in Section 3.

**Additional Exp-2: Efficiency of SkylineComm2D.** Figs. 12 and 13 show the efficiency of the SkylineComm2D algorithm in the networks with correlated and anti-correlated attributes, respectively. As can be seen, in these two types of attributed networks, the running time of SkylineComm2D decreases with increasing  $k$ . This is because the graph size (i.e., the maximal  $k$ -core) decreases when  $k$  increases. Compared to the results shown in Exp-1 (Fig. 5), the running time of SkylineComm2D in the networks with correlated attributes is much less than that of SkylineComm2D in the networks with independent and anti-correlated attributes. For example, when  $k = 5$ , SkylineComm2D takes 0.96 seconds to find all skyline communities in the Flixster network with correlated attributes (Fig. 12(d)), while it consumes 3.45 and 50 seconds in the same network with independent and anti-correlated attributes respectively (Fig. 5(d) and Fig. 13(d)). This is because the number of skyline communities in the correlated attributed network is much smaller than the number of skyline communities in the independent or anti-correlated attributed network. These results confirm the complexity analysis of SkylineComm2D in Section 3.

**Additional Exp-3: Efficiency of Basic and New ( $d = 3$ ).** For  $d = 3$ , Figs. 14 and 15 report the efficiency of Basic and New in the networks with correlated and anti-correlated attributes, respectively. As can be observed, in both of these two types of datasets, New is at least one order of magnitude faster than Basic in most testings. Basic is intractable in the Lastfm and Flixster networks with anti-correlated attributes (Figs. 15(c) and (d)), but New still performs very well in these datasets. However, in all the networks with correlated attributes, both Basic and New work very well. This is because in the networks with correlated attributes, the number of skyline communities is not very large. These results further confirm the time complexity analysis of our algorithms in Sections 4 and 5.

**Additional Exp-4: Efficiency of Basic and New (vary  $d$ ).** In this experiment, we vary  $d$  and evaluate Basic and New in the Delicious and Flixster networks with correlated and anti-correlated attributes respectively. Note that when  $d = 2$ , we refer to both Basic and New as the SkylineComm2D algorithm. The results are shown in Figs. 16. We can observe that the running time of our

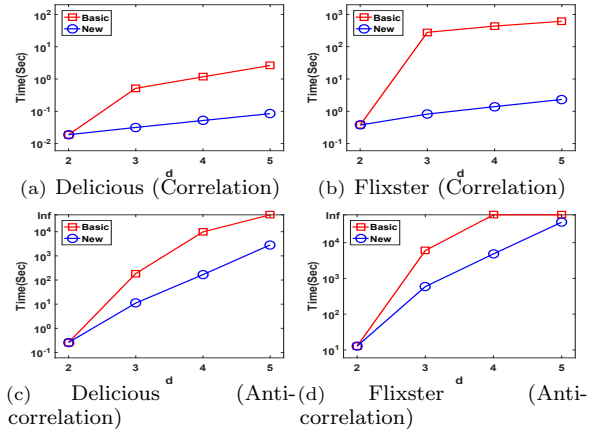


Figure 16: Efficiency of Basic and New (Vary  $d$ ,  $k = 15$ )

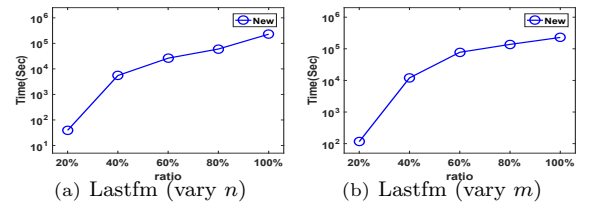


Figure 17: Scalability of New ( $k = 15$ ,  $d = 6$ )

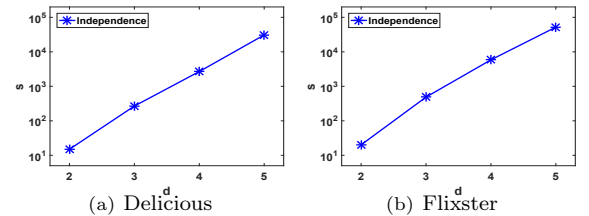


Figure 18: Number of skyline communities ( $k = 15$ )

algorithms increases when  $d$  increases. Basic is intractable when  $d \geq 4$  in the Flixster network with anti-correlated attributes. Also, New is at least one order of magnitude faster than Basic when  $d \geq 3$ . Similar to the results in the independent attributed networks, the running time of New increases by 10 times when  $d$  increases by 1 in the networks with anti-correlated attributes, as the number of skyline communities increases very fast with increasing  $d$ . However, in the networks with correlated attributes, both Basic and New work very well for all  $d$ , because in this case the number of skyline communities does not increase very quickly when  $d$  increases.

**Additional Exp-5: Scalability.** We evaluate the scalability of New when  $d > 5$ . To this end, we vary  $n$  and  $m$  in the Lastfm network with independent attributes. The results for  $d = 6$  are reported in Fig. 17. Similar results can also be observed for other  $d$  values. As can be seen, the running time of New increases smoothly with varying  $m$  and  $n$ , implying that the algorithm scales well w.r.t. the graph size. These results indicate that New is scalable to handle large real-world graphs given that  $d = 6$ . Since  $d$  is often very small (e.g.,  $d \leq 5$ ), our algorithm is scalable to handle most real-world applications.

**Additional Exp-6: Number of skyline communities.** We show the number of skyline communities found by our algorithm with varying  $d$ . The results in Delicious and Flixster networks with independent attributes are depicted in Fig. 18. Similar results can also be observed in the other datasets. From Fig. 18, we can see that the number of skyline communities, denoted by  $s$ , increases by 10 times when  $d$  increase by 1. These results are consistent with the efficiency results of our algorithms.

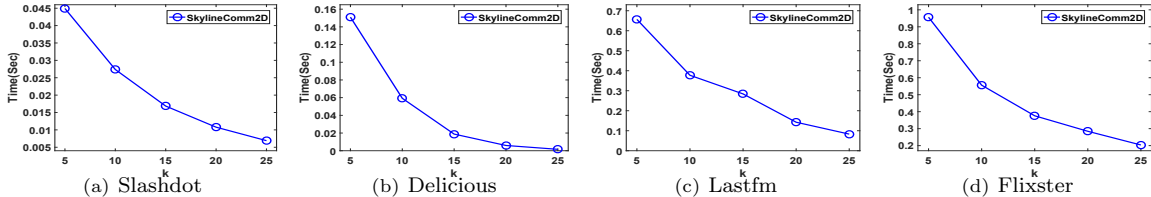


Figure 12: Efficiency of SkylineComm2D in networks with correlated attributes (vary  $k$ )

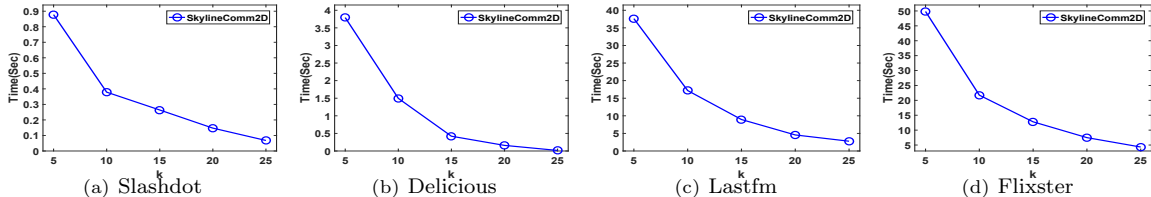


Figure 13: Efficiency of SkylineComm2D in networks with anti-correlated attributes (vary  $k$ )

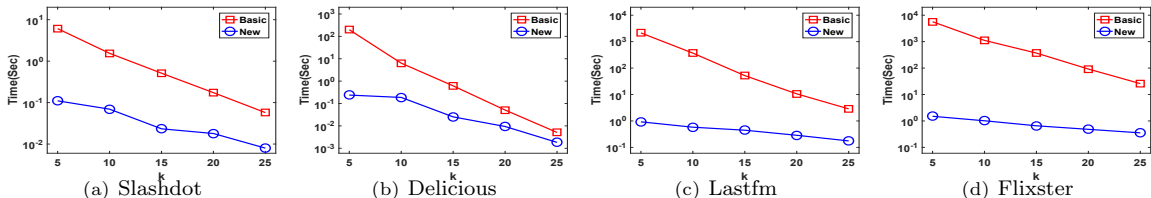


Figure 14: Efficiency of Basic and New in networks with correlated attributes (vary  $k$ ,  $d = 3$ )

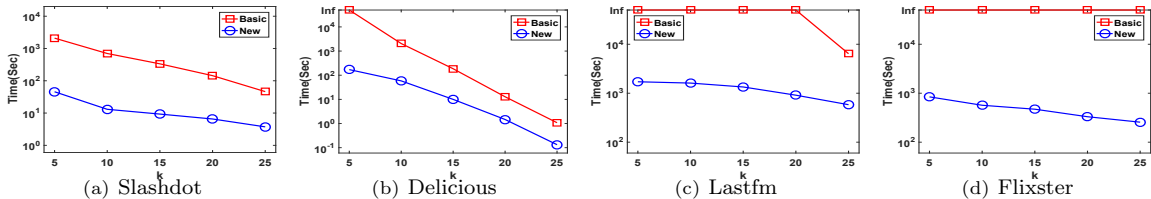


Figure 15: Efficiency of Basic and New in networks with anti-correlated attributes (vary  $k$ ,  $d = 3$ )

**Additional Exp-7: Results on random graphs.** Here we evaluate the performance of our algorithms on the large-scale power-law random graphs. To this end, we generate a power-law graph with  $n = 5M$  and  $m = 7.3M$  and a set of power-law graphs with more than 10 million nodes and edges. All these power-law graphs are generated by a random graph generator developed in SNAP (snap.stanford.edu) with a power-law degree exponent  $\gamma = 2.5$ . For each node in the power-law graph, we randomly generate  $d$  independent numerical attributes using a uniform distribution. The results are reported in Fig. 19. From Fig. 19(a), both Basic and New are scalable to a million-scale graph for a large  $d$  value (e.g.,  $d = 10$ ). The running time of Basic and New increases with an increasing  $d$ . Fig. 19(b) shows that the running time of Basic and New decreases as  $k$  increases. Generally, New is around one order of magnitude faster than Basic. Figs. 19(c-d) show the running time of New with varying  $m$ . As can be seen, New shows very good scalability performance with respect to  $m$ . Even when  $d = 6$ , New takes round 20,000 seconds in a graph with 100 million edges. These results further demonstrate the efficiency and scalability of the proposed algorithms.

### A.3 Additional related work

**Skyline computation.** The skyline computation problem was originally studied in the theory community. Kung et al. [14] proposed an  $O(n \log n)$  algorithm to find the skyline in 2D space. For the  $d$ -dimensional space, they also proposed an  $O(n \log^{d-2} n)$  algorithm. In the database community, the skyline operator was first introduced by Borzsonyi et al. [4]. A large number of algorithms have since been devised to efficiently find the skyline under

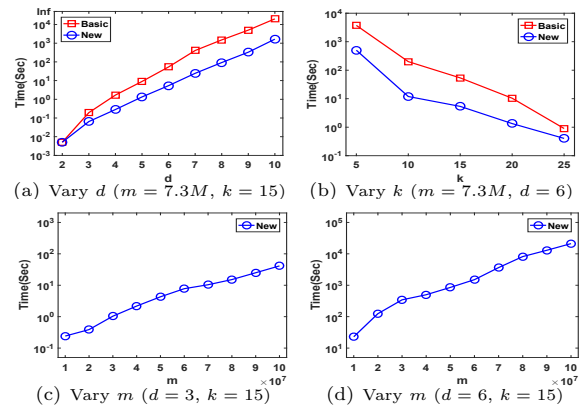


Figure 19: Results on the power-law random graphs

different settings [2, 7, 17, 18, 21]. For example, Papadias et al. [17] proposed an efficient algorithm for progressively finding the skyline. Sheng and Tao [21] proposed an external-memory algorithm to compute the skyline efficiently. Pei et al. [18] studied the skyline computation problem for uncertain data. Asudeh et al. [2] studied the skyline computation problem for hidden web data. In this work, we are the first to study the skyline community search problem, where the skyline operator is defined over all the communities in a multi-valued graph. Since our problem is fundamentally different from previous skyline problems, all the existing algorithms cannot be used for skyline community search.